



LITTLE FAIRY PUBLIC SCHOOL

PRE - Primary (2024-25)

(HOLIDAYS HOMEWORK)

**Keep them
learning over
summers!!!**



Dear Parent,

Holidays are the time for parents to become teachers and friends. It provides you with an opportunity to spend your precious time with them and develop an everlasting bond. We know you are looking forward to some constructive time with your child and make the holidays fruitful and exciting. So, let us make this summer break fun-filled with some exciting activities. Your encouragement can make a huge difference to the learning outcome of your child. Kindly motivate and lend support to your child and ensure that they complete the work well on time and to the best of their ability. Please note that Worksheets given below are just samples. You can also get similar worksheets and make your child practice.

JOYOUS MOMENTS:

- Encourage your child to speak about the place he/she has spent during— vacation (eg. Games played. Animals they have seen, food they relished etc.) Record and save ONE video of the child conversing in English about the topic.
- Tell the child about your childhood, share incidents from the past and show him/her old family albums. This will strengthen the bond between you and your child.
- Help your child to learn the spelling of his/her name and memorize your phone nos. too.
- Cook dinner together. Name the food items when you serve.
- Let your child help in household chores like dusting, filling water bottles, cleaning their plates and many more.
- Encourage your child to greet all elders.
- Allow your child to play outdoors, get hurt and get dirty. It is okay for them to fall and experience pain occasionally. Comfortable life within the sofa cushions will make your child lazy.
- Read bedtime stories. Let the child learn simple new words in English. (Suggested books – Bruno, Magic Pot, Poldy, Bubbles)
- Help your child in learning how to open and close his/her water bottles, snacks boxes, and school bag. And finally get your child do some brain boosting Exercises by watching the following link
<https://youtu.be/w9Ttcf71wGo>
- Help your child in revising Phonics sounds every day. Children can listen to Phonics Rhymes.
- They can practice writing Capital and Small letters Aa – Zz following the 4 line concept as done in the class . Regular exercise keeps us fit and healthy . Here are some interesting links for joyful and rhythmic exercises.
<https://pin.it/3B9W4W2>
<https://pin.it/5AFDDe3>

Here are a few links of short stories for your children to inculcate good habits and moral values.

“Good Habits Bad Habits”

<https://youtube.com/watch?v=PiMqc1XzOHs&feature=share>

“Healthy Eating Habits”

<https://youtube.com/watch?v=lZp6Ntomljc&feature=share>


“Act of Kindness”

<https://youtube.com/watch?v=4w-sqC5GQoo&feature=share>

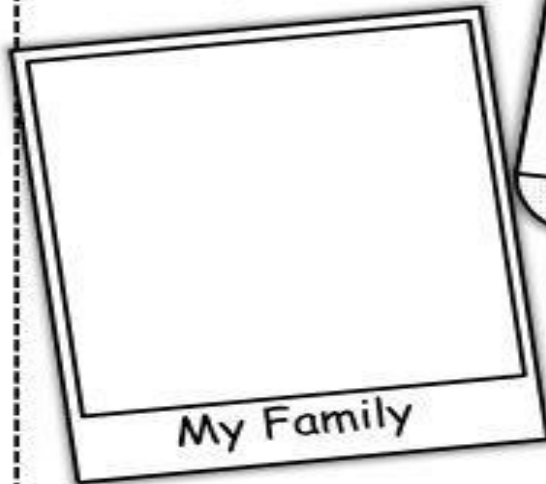
Note:

Assignments sheets are enclosed for practice. Send these sheets in a nice handmade folder (made with the help of your child) and send it to school after holidays.

All About Me



Hello. My name is _____



My Family

I am _____ years
old.



Favorite
Color





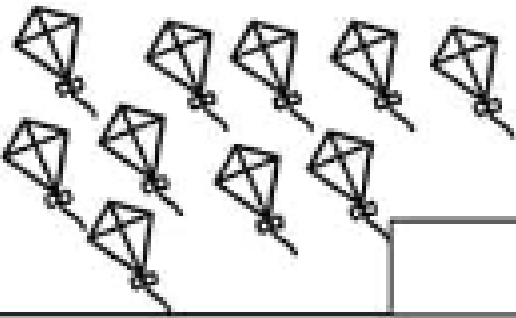


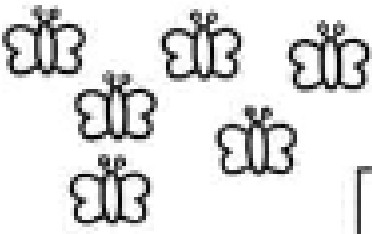


Favorite Food







- My name is _____
- I am a girl/boy .
- My address is _____
- I am studying in Pre- Primary
- My school name is Little Fairy Public School.

(Learn the above lines)

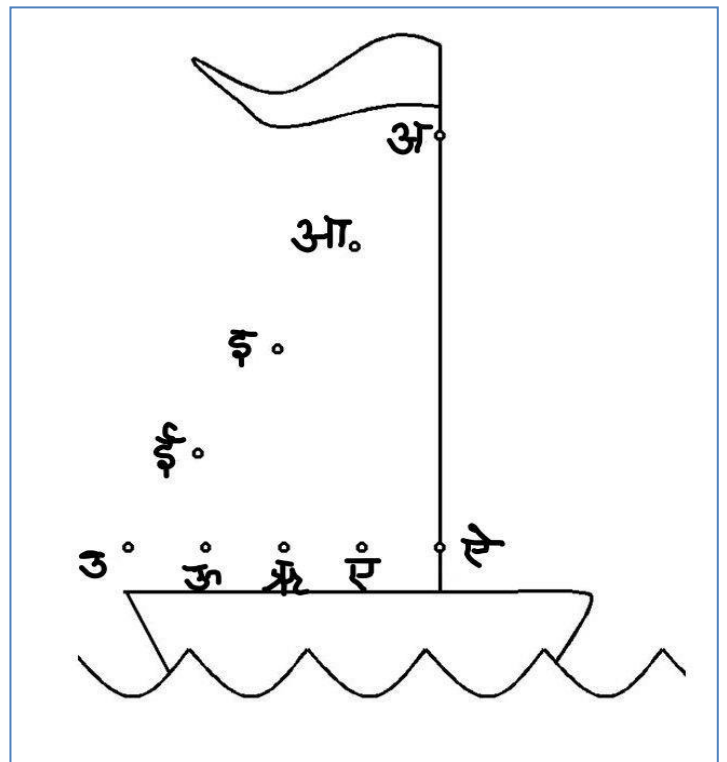
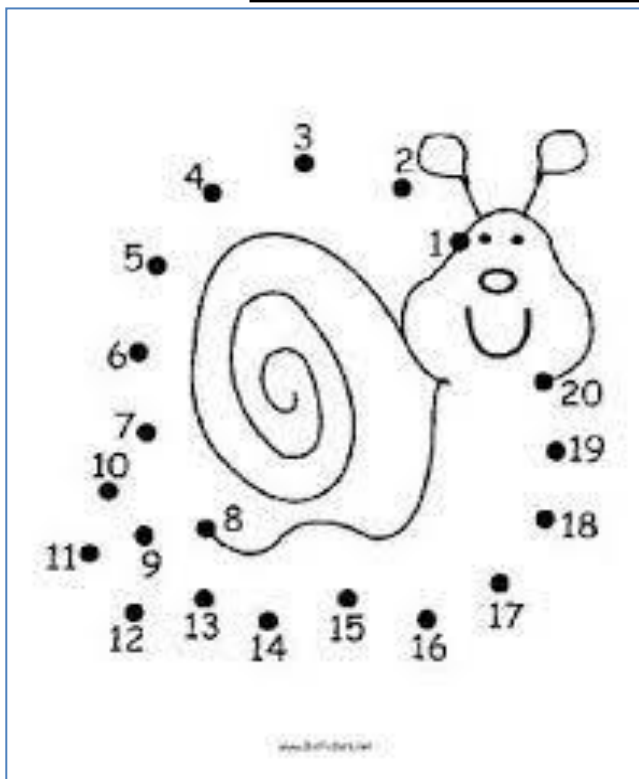
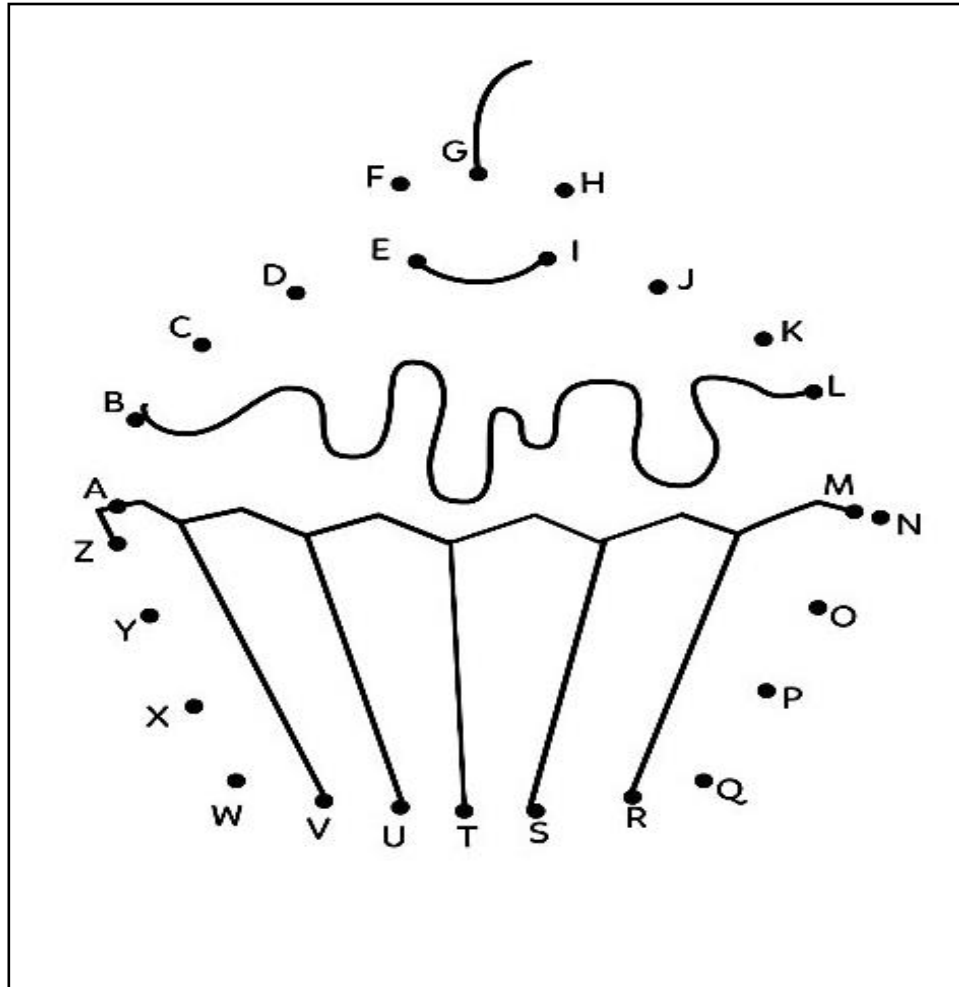
Count and circle the correct numbers

 <input type="text"/>	 <input type="text"/>
 <input type="text"/>	 <input type="text"/>
 <input type="text"/>	 <input type="text"/>
 <input type="text"/>	 <input type="text"/>





Count and write the correct number in the box.

	<input type="text"/>
	<input type="text"/>
	<input type="text"/>
	<input type="text"/>

Join the dots to complete the sequence and colour the picture.



Colour the picture that is different



सही स्वर पर गोला लगायें



आ इ उ



अ ई ऊ



उ अ इ



अ ई आ



ऊ आ ई



आ इ उ

सही अक्षर पर गोला लगाओ (क - न)



ड ख ठ



क ज ट



द न झ



ध न घ



छ ध ढ



थ क द



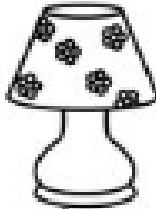

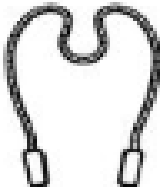









च ग न



च छ झ


Circle the letter that makes the beginning sound for the given picture and colour

 p q o	 t r s	 j k l
 u s t	 m k j	 q p r
 p s t	 p q b	 t j c
 i a n	 n m l	 c k b

Write the first letter for the given Pictures:-



















BEFORE

___ 7

___ 12

___ 3

___ 1

___ 15

___ 9

BETWEEN

2 ___ 4

6 ___ 8

7 ___ 9

10 ___ 12

12 ___ 14

15 ___ 17

AFTER

9 ___

5 ___

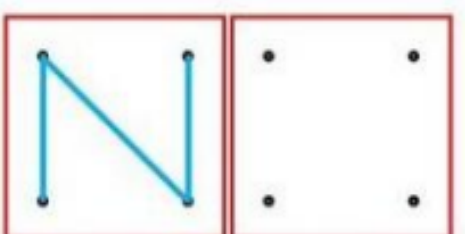
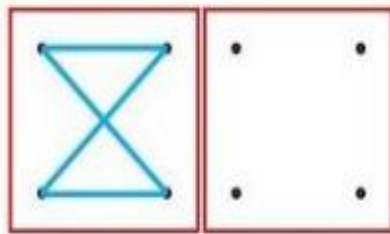
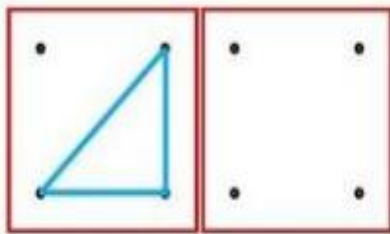
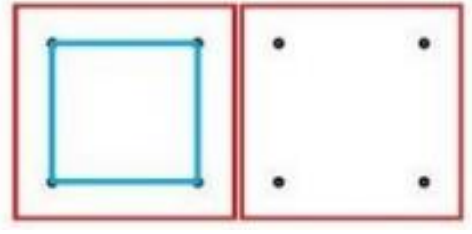
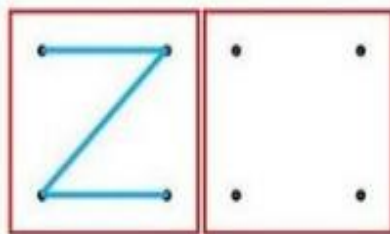
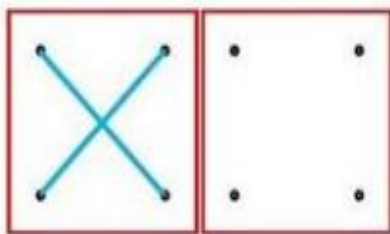
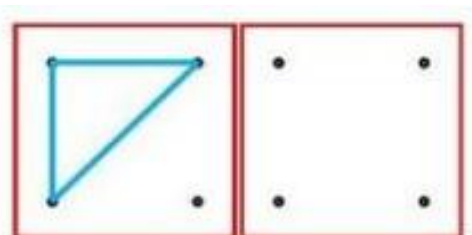
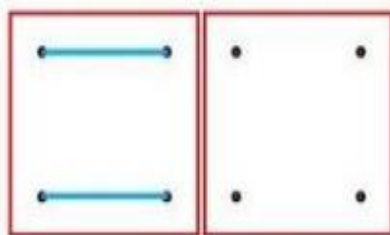
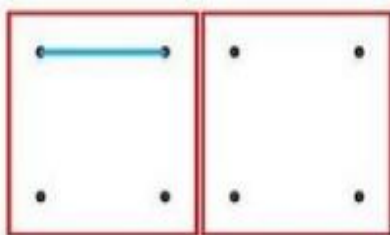
11 ___

12 ___

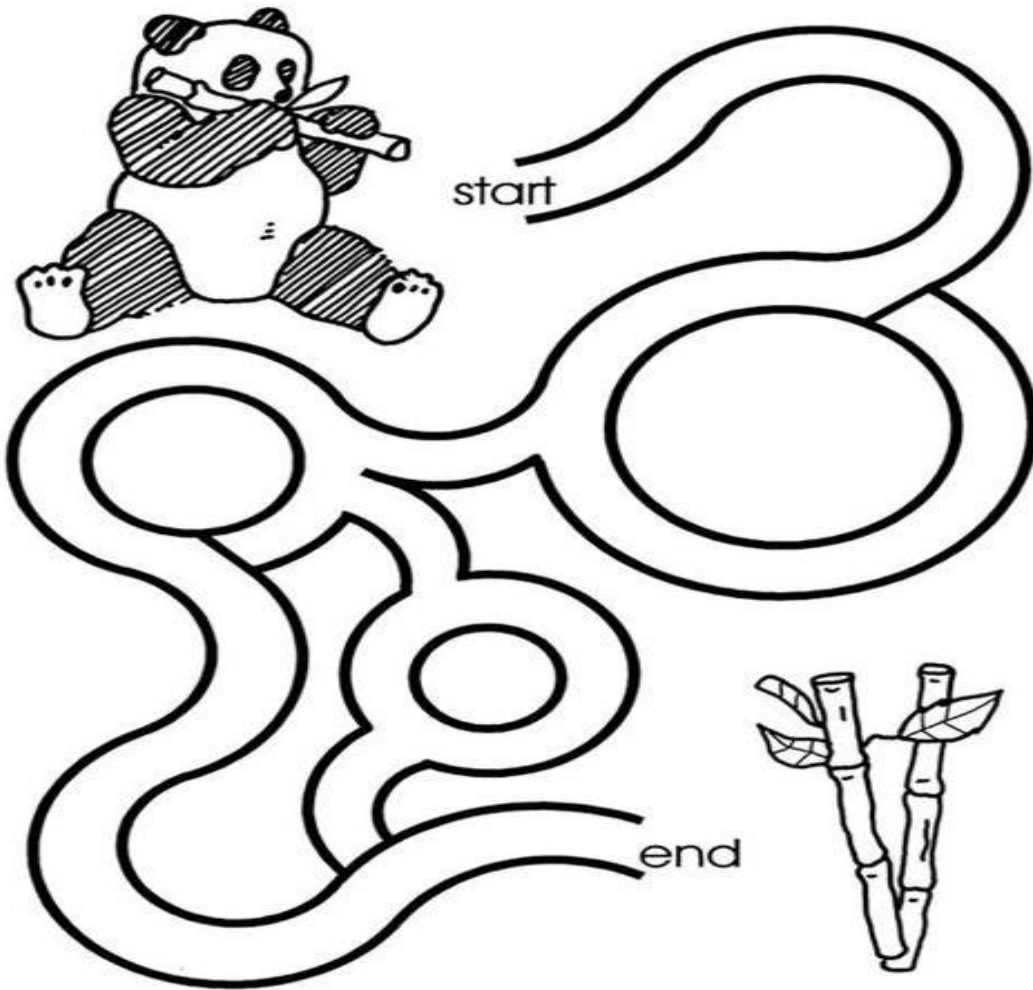
3 ___

1 ___


Follow the pattern and join the dots.



Can you colour the panda's way to the bamboo?




Help the Bee to find the flower



Circle and colour the fruits only



Do the lady finger printing on the given picture with yellow colour



Do the finger painting with green colour to complete the picture

