



# LITTLE FAIRY PUBLIC SCHOOL

PRE - SCHOOL (2024-25)

(HOLIDAYS HOMEWORK)

**Keep them  
learning over  
summers!!!**



Dear Parent,

Summer holidays are here again to give us respite from the scorching heat. We hope that our children will enjoy their vacation time as well their skills. Children learn through experiences and play. There are many ways in which you can support them in gaining knowledge and understanding as well as strengthen the parent child bond.


Some joyous moments parents can do:

- Take your child on a nature walk.
- Play simple games with your child.
- Make simple conversation.
- Involve them in little household chores.
- Tell a story to child and listen to the story again.
- Explore neighbourhood.
- Try to converse in English with the child.

Children activity:

- Child can spend time with family members, know their names and relation and encourage children to discuss about fruits and vegetables in kitchen (Improve social skills).
- Draw the best moment of your vacation and bring it to school to share with friends (Improve environmental skills).
- Capture a photo with your favorite toy/pet, decorate it and bring it to school for show and Tell – Speak about your pic (5 sentences), improve speaking skills.
- Encourage children to fill water bottle and close the lids, Learn to fold napkins, small clothes, Arrange toys and clean up, keep them in proper place. These activities improve cognitive skills, fine and gross motor skills.
- Children can explore and control their body movements through dance. It improves their confidence and self esteem.  
<https://youtu.be/ymigWt5TOV8>.  
<https://youtu.be/DU5j9SQYS1Y3>
- **Note: Assignments sheets are enclosed for practice. Send these sheets in a nice handmade folder (made with the help of your child) and send it to school after holidays.**

# THIS IS ME!



- Make a finger /hand/paper puppet and name the puppet and bring it on reopening day and introduce .....
- My name is .....
- I am a girl/boy .
- I am studying in Pre-School
- My school name is Little Fairy Public School.

*And talk about the puppet.*

(Learn the above lines)






(References of puppet making )

<https://www.youtube.com/watch?v=8eQSAALRJs8&t=153s>

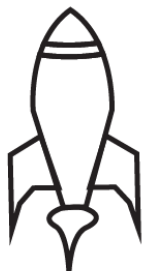




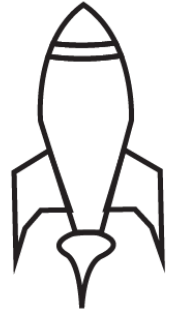
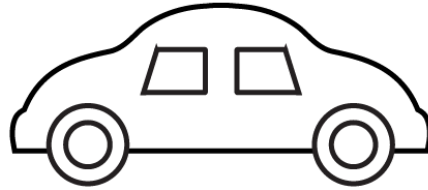
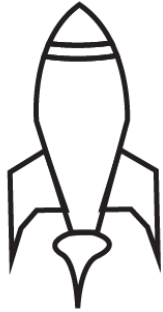
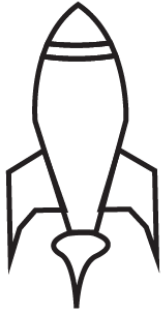
[https://www.youtube.com/watch?v=-n4A\\_rabcwg](https://www.youtube.com/watch?v=-n4A_rabcwg)


# IT'S SUMMER TIME

- Colour the pictures beautifully:


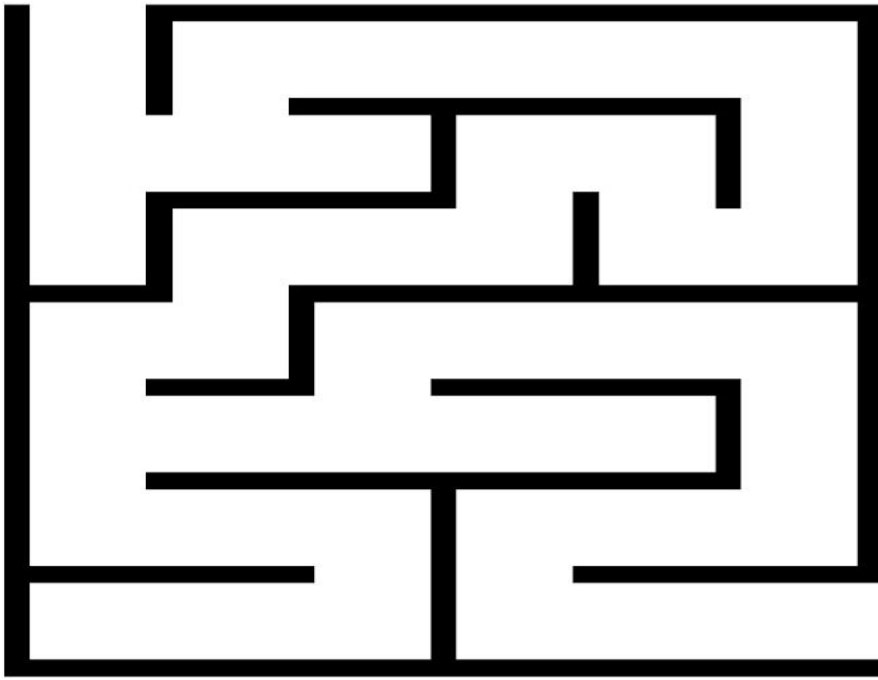


Circle the picture that is different.







**Help the butterfly find the flower.**




Help the bee find the flower.




Circle the correct beginning letter for each picture. Colour the pictures.



A C E




C D B




B C F



D A C




E C F




F A C

## NUMBER REVIEW

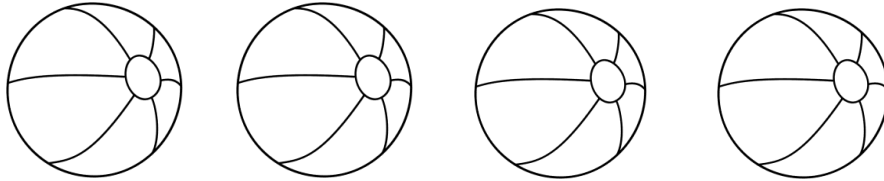
- Colour 1 strawberry.




- Colour 2 leaves.




- Colour 3 balls.



- Colour 4 ducks.







- Colour 5 sparrows.




Colour 3 apples



Colour the picture that is different




Colour the following pictures




**BROCCOLI**



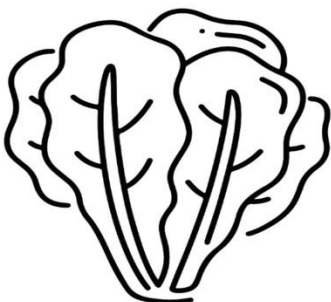
**TOMATO**




**PEAS**



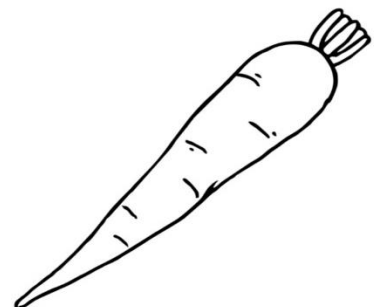
**LETTUCE**







**EGGPLANT**



**CARROT**



Trace the pattern with any colour

©Annie Moffatt@ The Moffatt Girls 2015

