


Little Fairy Public School

HOLIDAYS HOMEWORK(2025-26)

CLASS - 2



Summer vacations will begin from 13th May 2025 (Tuesday) and continue till 30th June 2025(Monday) . The school will reopen on 1st July 2025 (Tuesday)

Dear Children, Summer Vacation is synonymous with fun and frolic, going for picnics ,visiting Nani's house, Dadi's house, watching your favourite shows on television, playing for long hours, exploring new places and much more.....But, dear children, there is a lot more you can do to make your vacation more interesting and meaningful. We have planned some interesting activities for you. So, don't sleep till late in the morning. Try getting up early and go for a morning walk with your parents, breathe fresh air and avoid playing out in sun.

The holiday homework has been designed not just to revise what you've learned in school, but also to spark your creativity, build good habits, and strengthen your thinking skills. Each activity has a purpose — to help you learn while having fun. We also encourage you to spend meaningful time with your loved ones, as this helps in developing strong values and a caring nature.

Wishing you a joyful, creative, and enriching summer vacation — full of laughter, learning, and love!

Note:- Assignment sheets are enclosed for practice. Submit these sheets in a nice handmade folder/bag (made with the help of your child) by 4th July 2025.

Make a seprate three in one notebook for holiday homework .

ENGLISH

1. Cursive Writing Practice

Complete **pages 3–20** in your cursive writing book to improve your handwriting.

2 "Word Endings Wizard!" Make 3 or 4 letter words using or ending with each of these sounds:

Endings: at, in, us, up, it, ap, nd

Write them beautifully in tabular way and decorate each word with a small

drawing on A4 size sheet. (e.g., a hat for "gate").



3. Spell Check Challenge!

Every week, ask someone to give you a **spell check** of **10 words** from your **English textbook (Ch 1 to 3)**.

Write down the words and mark **the** scores .

4. Read and Reflect – Story Time!: Read any one or two stories from the

- Panchatantra Tales ,
- Tenali Raman Stories or
- Amar Chitra Katha – Illustrated Books


Now write on A4 size sheet.



- Your Favourite Character (with a picture)
 - **5** lines on why you like it? Use colourful drawings and stickers!
 - Activity: Make **any two** stick Puppets of main two characters of your story and Decorate them with googly eyes, buttons, yarn or colours.
 - Prepare your self to narrate your story using your puppets after vacation.
5. Make flashcards on Action words (any 5) ➤ Roll no. 1 to 20
6. Make flashcards on naming word with picture (any 5) ➤ Roll no. 21 to 40

हिन्दी

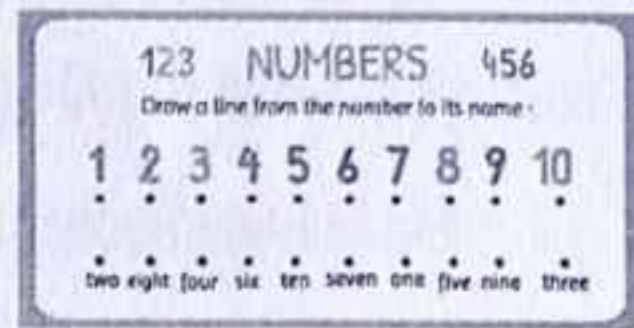
1. दो, तीन ,चार अक्षरों (मात्रा के साथ)वाले 20-20 शब्द लिखिए ।
 2. किन्ही 10 सब्जियों और फलों के नाम चित्र सहित लिखिए ।
 3. राष्ट्रीय प्रतीक (5):- A4 पृष्ठ लें
 - हर पृष्ठ पर निम्नलिखित कार्य करें:
 - हर पृष्ठ पर एक राष्ट्रीय प्रतीक से संबंधित कार्य करें।
- प्रत्येक पृष्ठ पर एक प्रतीक जैसे –राष्ट्रीय ध्वज –तिरंगा , राष्ट्रीय गान –जन गण्य मन , राष्ट्रीय चिह्न –सिंह स्तंभ (चार शेर) राष्ट्रीय गीत –वंदे मातरम्,, राष्ट्रीय पशु –बाघ ,राष्ट्रीय पक्षी –मोर, राष्ट्रीय फूल –कमल, राष्ट्रीय फल –आम , राष्ट्रीय पेड़ –वट वृक्ष , राष्ट्रीय नदी –गंगा, राष्ट्रीय खेल –हॉकी, राष्ट्रीय मुद्रा –भारतीय रुपया



हर पृष्ठ पर एक राष्ट्रीय प्रतीक से जुड़ा चित्र, 2-3 वाक्य, और रचनात्मक सजावट होनी चाहिए।

कवर पेज:

- पहले पृष्ठ पर बड़ा सा शीर्षक लिखें: "राष्ट्रीय प्रतीक"
- नीचे छात्र या छात्रा का नाम, कक्षा, रोल नंबर लिखें।



Maths

1. Number Names (1 to 100)

- Write number names from 1 to 100 in your three in one notebook.
- Use **color pencils or crayons** to decorate each group of ten in a different color.

Example: 1–10 in red, 11–20 in blue, etc.

2. Forward Counting (1 to 200)

- Write numbers from 1 to 200.
- **Circle odd numbers in red and even numbers in blue.**

You can make a **number grid** to make it look more fun!

3. Math Practice (20 sums each)

- In thin separate notebook, do:
 - + 20 Addition sums , — 20 Subtraction sums , ✖ 20 Multiplication sums
 - Use objects or pictures if needed to make it attractive !

4. Shape Scenery (Craft Activity)

- Use **cut-outs of square, rectangle, triangle, and circle** from **colored glazed paper**.
- Make a **scenery** (like a house, sun, trees, mountains, etc.) on an A4 sheet.



Environmental Studies

1. Write any 5 good manners you follow at home and in school.
2. Paste pictures of different food groups. Write the benefits of each food group.
3. 5th June is World Environment Day make any thing special by using waste like box , newspaper , jar , bins , cartons , laces , buttons,color magazine, paints etc.



4. Internal and External Organs (A-3 Sheet)

- Write the names of internal and external organs.
- Paste colored Pictures and write their names .



Examples: Internal Organs: Brain, Heart, Lungs, Stomach etc.

- **External Organs:** Eyes, Ears, Nose, Hands, Legs

5. Road Signs Diagram (A-3 Sheet)

Draw and color important road signs. Label each sign.



Examples: Stop , No Parking, Zebra Crossing, School Ahead, Speed Limit etc .

Use a **traffic theme border** and write a safety slogan on the sheet (e.g., "Follow rules, stay safe!")

World Environment Day(Thursday , 5 June, 2025)

Let's Turn Trash into Treasure!"

To celebrate **World Environment Day** (5th June), create a useful or decorative item using any **waste/recycled materials** available at home. You can use old boxes, newspapers, jars, bins, buttons, laces, magazines, cartons, bottle caps, fabric pieces, or any scrap materials.



FATHER'S DAY (Sun, 15 Jun, 2025)

Summers are here and to beat the heat of this scorching sun .Take your mother's help and make a dish of yummy fruit salad for your father to give him a special surprise on Father's Day. (Click pictures while making and serving the fruit bowl to your father. Paste the picture on A4 size sheet also writes the ingredients, nutrient value and recipe.



YOGA DAY (Saturday , 21 June, 2025)

As a part of **International Yoga Day on 21st June**, all students are encouraged to practice simple Yoga Asanas at home. So, on Yoga Day, let's celebrate by moving, stretching, and breathing together. Enjoy exploring and expressing yourself through yoga! Parents are requested to join their kids and click pictures having fun while getting healthy. YOGA DAY

Don't forget to click pictures while doing them and share them with your class teacher.



shutterstock.com · 421965970

Have a great
Summer
VaCation!

Name: _____

Roll No: _____

Q1. Write in expanded form-

a) $326 = \square + \square + \square$

b) $319 = \square + \square + \square$

c) $758 = \square + \square + \square$

d) $685 = \square + \square + \square$

e) $903 = \square + \square + \square$

Q2. Write in short form -

a) $700 + 70 + 1 = \square$

b) $600 + 20 + 5 = \square$

c) $800 + 70 + 3 = \square$

d) $500 + 80 + 0 = \square$

e) $900 + 60 + 3 = \square$

Q3. Fill in the blanks with $<$, $>$ or $=$

a) $346 \underline{\hspace{2cm}} 248$

b) $972 \underline{\hspace{2cm}} 846$

c) $108 \underline{\hspace{2cm}} 245$

d) $725 \underline{\hspace{2cm}} 725$

e) $669 \underline{\hspace{2cm}} 325$

Q4. Write number names -

a) 456 _____

b) 305 _____

Name: _____

Roll No: _____

Q 5 Write the numbers by skip counting -

a) Skip counting in 2s

$16 =$ ○ ○ ○ ○ ○

b) Skip counting in 3s

$12 =$ (15) ○ ○ ○ ○ ○

c) Skip counting in 4s

$44 =$ ○ ○ ○ ○

Q 6 Arrange the following numbers in ascending order -

a) 128 , 158 , 19 , 285

_____, _____, _____, _____

b) 725 , 843 , 901 , 240

_____, _____, _____, _____

Q 7 Arrange the following numbers in descending order -

a) 116 , 157 , 98 , 240

_____, _____, _____, _____

b) 118 , 120 , 115 , 125

_____, _____, _____, _____

Q 8 Word problems -

a) There are 26 apples in one basket and 19 apples in another. How many apples are there in total?

b) A shop had 50 toys. 17 toys were sold. How many toys are left?

Name: _____

Date: _____

Q9. Circle the correct answer.

- a. The greatest number \longrightarrow 129 198 139
b. The smallest number \longrightarrow 170 167 111
c. $100 + 20$ \longrightarrow 120 102 122
d. 1 hundred + 6 ones \longrightarrow 160 106 101
e. $100 + 50 + 1$ \longrightarrow 115 150 151
f. 1 hundred + 7 tens \longrightarrow 107 177 170



Q10 Colour the boxes (in the given colour) with the correct answers:

- a. The number between 120 and 122 (blue)
b. The odd number just before 197 (yellow)
c. The even number just after 198 (green)
d. The number just before 124 (pink)

195	119	199
198	200	196
123	124	121

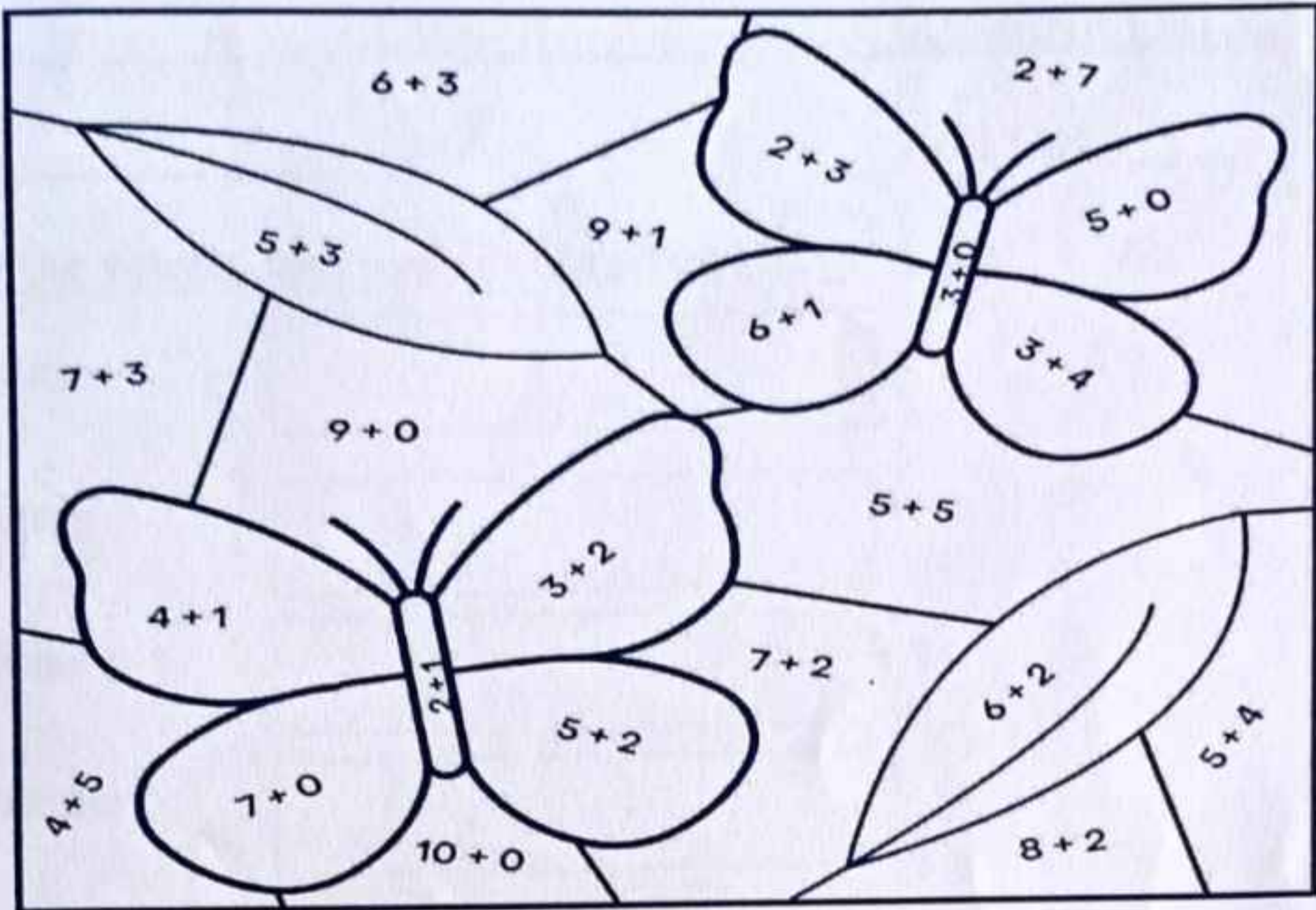
Q11 Let's make numbers using the digits given.



- a. The smallest three digit number.
b. The greatest three digit number.
c. Any number between 160 and 180.
d. A two digit number less than 80.
e. A two digit number more than 60.

0 addition and colour the picture

Q.12



Directions:

1. Pick an addition problem to solve.
2. Then color in the section using the key below.
3. Repeat until each problem is solved and section is colored.

Blue 9

Black 3

Green 8

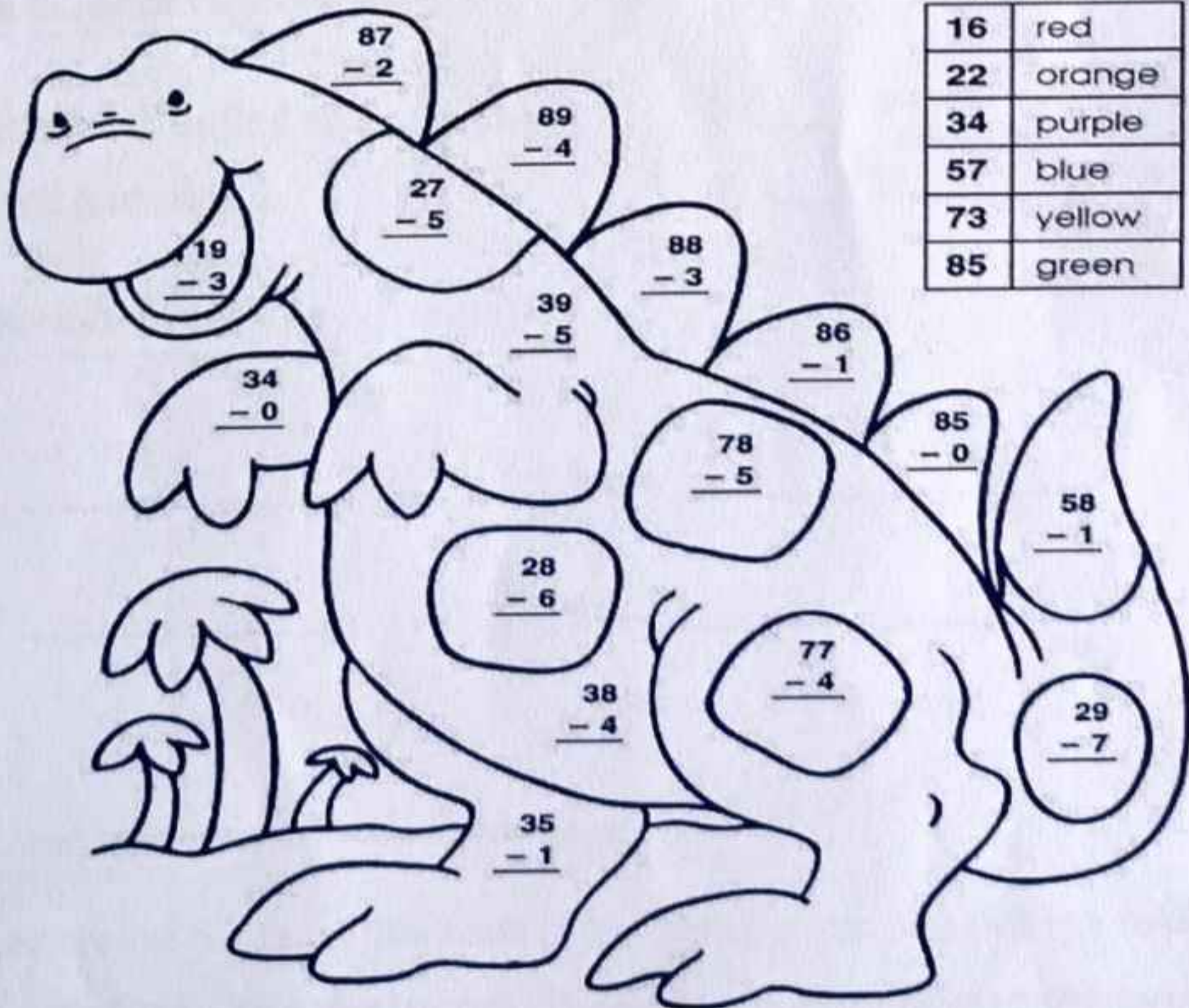
Orange 7

Purple 10

Yellow 5

Q.13

Subtract. Color the picture using the color code.



Color Code

16	red
22	orange
34	purple
57	blue
73	yellow
85	green

Name: _____

Roll No: _____

Q1. Pick out the vowels and write in the given box :-

a) Orange

b) Turnip

c) Mother

d) Farmer

e) Television

f) Monkey

g) Inkpot

Q2. Write the name of vegetables :-

a) I can be fried, boiled and mashed.

P _____ T _____

b) I am red and round.

T _____ M _____ O

Q3. Write the rhyming words :-

a) day _____

(c) man _____

b) wood _____

(d) fox _____

Q4. Circle the noun words in the given passage.

Mom baked a cake for Jane. She took it out of the oven. She put the cake on the table and called Jane and her friends. The boys came running to the room but let the girls take the cake before them.












Q5. Fill in the blanks with correct action words from the brackets: -

- a) Jai is _____ in his bed. (*sleeping, dancing*)
- b) The children are _____. (*reading, sweeping*)
- c) The aeroplane is _____ high up in the sky. (*flying, jumping*)
- d) Ria is _____ loudly. (*walking, singing*)
- e) I am _____ with my dog. (*playing, watching*)
- f) I am _____ television my sister. (*watching, eating*)
- g) Gina is _____ Chinese food. (*helping, eating*)
- h) My mother is _____ dinner for us. (*reading, making*)
- i) David was _____ fast. (*running, sleeping*)
- j) Rahul is _____ with brush and paint. (*dancing, painting*)

Q6. Write the names of young ones of the following animals: -

- a) Cat _____ (b) dog _____ (c) horse _____
- d) kangaroo _____ (e) lion _____ (f) duck _____
- g) cow _____ (h) hen _____ (i) pig _____

Q7. Complete the story by filling the blanks, use the pictures as clues: -

One day the  _____ was shining. The _____  was sleeping. The  _____ was sleeping. But the _____  saw a _____ . "HELP!HELP!" she cried. The _____ and the _____  hide inside a _____ . The _____  Flew into the _____ . The _____  run away. The _____  Went on shining.

ENGLISH GRAMMAR

(1) Change the Gender:

Male	Female	Male	Female
Uncle		Grandfather	
Brother		Prince	
Father		Boy	
Son		Cow	
King		Peacock	

(2) Change the following words from singular into plural.

a. Tax _____

b. Chilly _____

c. Wife _____

c. Peach _____

d. Key _____

d. Foot _____

e. City _____

e. River _____

(3) Underline the common noun and circle the proper noun.

a. Hockey is my favourite sport.

b. India is a big country.

c. The Nile is the largest river.

d. Akbar was a great king.

(4) Arrange these words in alphabetical order.











a. green yellow red black pink

b. foot knee toe hip chin

c. tip top turn tap tear

(5) Fill in the blanks with appropriate collective nouns used for the following given pictures. Clues are given in the hint box:

Hint box				
flock,	caravan,	pride,	school,	swarm,
pack,	litter,	army,	herd,	brood

1. Ants  _____	6. Fish  _____
2. Cows  _____	7. Bees  _____
3. Chickens  _____	8. Sheep  _____
4. Wolves  _____	9. Lions  _____
5. Kittens  _____	10. Camels  _____

(6) Fruit Riddles :-

1. I'm red, round, juicy, and grow on trees. What am I?

Answer: A _____ E

2. I'm yellow outside, soft inside, and monkeys love me. What am I?

Answer: B _____ A

3. I'm small, round, purple or green, and grow in bunches. What am I?

Answer: G _____ S

4. I'm orange, juicy, round, and full of vitamin C. What am I?

Answer: O _____ E


1.) चित्र को देखकर अनुस्वार या अनुनासिकवाले शब्द लिखें-


























2.) चित्रों को देखकर वन्य प्राणियों के नाम लिखो।

भालू	चीता	तेंदुआ	हाथी	गैंडा	हिरन
गोरिल्ला	लोमड़ी	भेड़िया	बंदर	शेर	ज़ेबरा

 <input type="text"/>	 <input type="text"/>	 <input type="text"/>
 <input type="text"/>	 <input type="text"/>	 <input type="text"/>
 <input type="text"/>	 <input type="text"/>	 <input type="text"/>

3.) निम्नलिखित वाक्यों में संज्ञा शब्दों को रेखांकित कीजिए :-

क) बगीचे में हरियाली है।

ख) राजा बैठा है।

ग) राधा सुंदर गाती है।


घ) तितली उड़ गई।

ङ) यह मेज सुंदर है।

4.) सही मात्रा लगाकर शब्द बनाइए :



शर



गलब



मछल



हरन



रलगड़




पध

5.) चित्र देखकर नाम लिखें :









6) फूलों के नाम छांट कर लिखो

पा	रि	जा	त	ल
मे	गु	फ	म	च
कि	ला	क	सा	मे
श	ब	दा	लि	ली
ज्ञ	गें	कु	सु	म

7) दिए गए वाक्यों में इ या ई की मात्रा वाले शब्द लिख कर वाक्य पूरे करें-

चिड़िया	हिन्दी	पानी	गिलास	जिराफ़	मकड़ी
डाकिया	साइकिल	दीपावली	चमेली	तितली	गणित
फुलझड़ी	मछली	माली	पपीता	इमली	पहिया

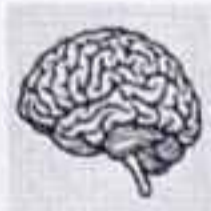
- कमल _____ से भरा _____ लाया ।
- _____ उड़कर बाहर गई ।
- _____ का _____ निकल गया है , उसे मत चलाओ ।
- _____ और _____ मेरे प्रिय विषय हैं ।
- _____ जल की _____ है, जीवन उसका _____ है ।
- _____ पर _____ बिक रही थी ।
- मीठा - मीठा _____ काट कर खाओ ।
- पेड़ पर खट्टी - मीठी _____ लटक रही है ।
- छत पर _____ जाला बना रही थी ।
- _____ हरी - हरी घास खा रहा था ।
- _____ के लिए पत्र लाया ।
- _____ के फूल पर रंग - बिरंगी _____ बैठी है ।

Name: _____

Roll No: _____

Q1. Tick the correct word to complete the sentence below -

a) The _____ is the control center of our body.



brain



heart

b) The _____ pumps blood around the body.



stomach



heart

c) We use our _____ to breathe








brain



lungs

Q2. Fill in the blanks with the help of given picture -

a) Cut your  _____ once a week.b)  _____ your teeth twice a day.c) Always drink clean _____ .d) Wash your  _____ before and after meals.e) Comb your  _____ properly.f) Take  a _____ everyday.g) Wash  _____ and  _____ before eating.

Name: _____

Roll No: _____

Q 3 Rearrange the jumble words -

aorgn - _____

velir - _____

sgunl - _____

ksni - _____

bdoy - _____

sseen - _____

rainb - _____

bdloo - _____

fdoo - _____

htesc - _____

Q 4 Guess which body part I am?

a) I help you to taste food. _____

b) I help you to hold and write. _____

c) I can regenerate myself. _____

d) I help you to feel hot or cold things. _____

e) I am the control house of your body. _____

f) I provide oxygen to the body. _____

g) I am the pumping house of the body. _____

h) I give shape to the body. _____

i) I help you to walk and run. _____

j) I help you to breathe. _____

Q5a) Write down the following games under the correct heading.

cricket, ludo, blocks, volleyball, puzzles, kho-kho, chess, football, hockey

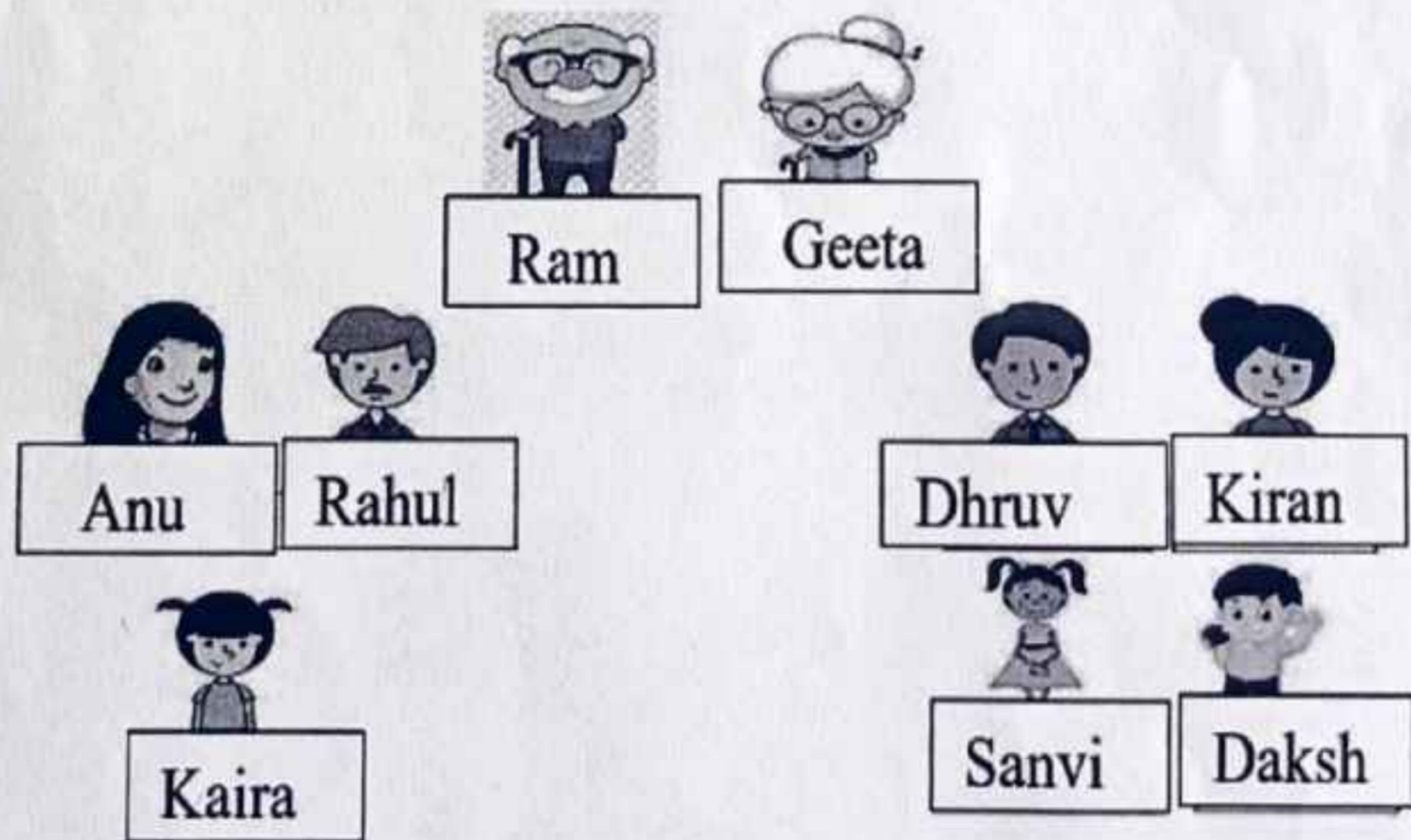
Indoor Games

Outdoor Games

b) Name two games that can be played with more than two people.

Activate Windows

Q 6 Look at the picture and complete the sentences.



a) Ram is Sanvi's _____.

e) Dhruv is Daksh's _____.

b) Geeta is Kaira's _____.

f) Kiran is Kaira's _____.

c) Kaira is Sanvi's _____.

g) Sanvi is Daksh's _____.



d) Dhruv is Kaira's _____.

h) Anu is Sanvi's _____.

fruit word search

7. Write the name of the fruit in the space provided.
 2. Find the word in the word search puzzle.
 (Words only run across and down.)

s	t	r	a	w	b	e	r	r	y
o	r	a	n	j	e	p	e	a	r
r	m	e	h	o	a	e	w	n	a
a	b	a	b	a	n	a	n	a	p
n	x	p	a	i	r	c	e	y	p
g	r	a	p	e	s	h	k	a	l
e	p	i	n	e	a	p	p	l	e



Q8 Fill in the boxes with the correct hobbies.

cooking , dancing, swimming, drawing, gardening













Circle the picture that comes next


Q.9.

Solve these maze

Q.10.

MAZE PUZZLE!

Can you help Erica reach home?



Maze

Help Baby Elephants to find their Mother

