

LITTLE FAIRY PUBLIC SCHOOL

CLASS: I (Holiday Homework :2024)

Summer Vacations will commence from 15th May' 24 to 30th June' 24. The school will reopen from 1st July'24 (Monday)

Summer Vacation is synonymous with fun and frolic, going for picnics ,visiting Nani house, Dadi house, watching your favourite shows on television, playing for long hours, exploring new places and much more. But, there is a lot more a child can do to make their vacation more interesting and meaningful.

Let's share some tips to make these holidays a fruitful and happy period for them.

- Help your child inculcate good habits , doing yoga and simple exercises & encourage him / her to greet all elders in the morning.
- Use 4 magical words : PLEASE, SORRY, THANK YOU, EXCUSE ME as the basics of good manners.
- Keep at least half an hour a day for sharing experiences with your child. '
- Encourage your child to speak in English. Fix one hour in a day when you communicate with your child only in English.
- Tell your child different stories regularly and encourage him to describe what he/she would do in a similar situation. Here are few suggested titles which you can read with your child.
a. Hare and the Tortoise b. Emperor's New Clothes c. Thumbelina
- Restrict his or her television watching, confining it to interesting children's programs, cartoon films, Discovery channel etc. '
- Develop self help skills: Let your child dress and feed on his/her own. Make him understand the importance of cleaning his room and putting away toys and belongings after use. '

Note :- Do the following work in the separate notebook. Revise the work done in the class

English

- 1 Do writing in your cursive writing book from pg(7- 22) .
- 2 Write 20 new words (4 and 5 letter words) and make sentences from them.
- 3 Take spell check of 5 words from book (Ch1 to3) daily .

हिन्दी

1. दो ,तीन और चार अक्षरों वाले 30-30 शब्द लिखिए ।
2. आ की मात्रा वाले 20 शब्द लिखिए ।
3. स्वर (अ से अः) तथा व्यंजन (क से ह) का मौखिक तथा लिखित अभ्यास कीजिए ।
4. किन्ही 5 सब्जियों और 5 फलों के नाम चित्र सहित लिखिए ।

Mathematics

1. Write number name from 1 to 20.
2. Using basic shapes, draw a beautiful scenery/ an animal/ a house on A4 size sheet .
3. Write forward counting from 1-100 twice.
4. Write backward counting from 20-1 twice.
5. Do practice of After number, before number and between from 1- 50.
6. Do pg 16,17,18 & 21 in Semester 1 worksheets book

Environmental studies

1. Learn the information about yourself .
2. Father's Day is on the third Sunday of June (16th June ,2024). So pamper your dad. Make him feel special in every small way. Surprise him by giving him a self made card.



Write **sh** to complete each word. Say the words. Draw a line to match the word to the correct picture.



_____irt




di_____



fla_____



bu_____



_____apes



tra_____


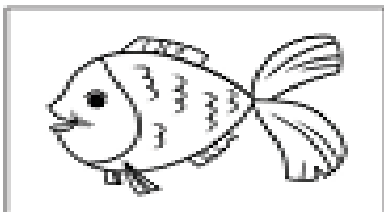


_____op



_____ark

2. Write the correct word in the boxes



shark

fish

crash



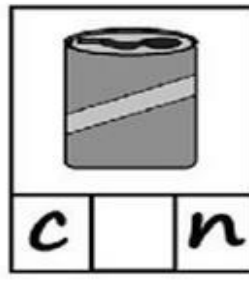
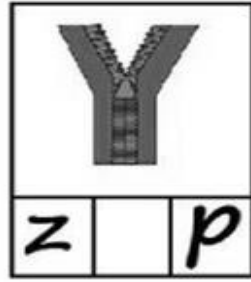

wash

shirt


shoes

Write the missing letters with vowel sounds.


a e i o u




4. Write an or an in the given space

1.  ___ pot.

7.  ___ note.

2.  ___ gun.

8.  ___ cup.

3.  ___ elf.

9.  ___ donut.


4.  ___ ant.

10.  ___ can.

5.  ___ pan.










11.  ___ cap.

6.  ___ nose.

12.  ___ kite.

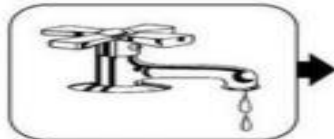
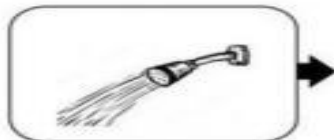
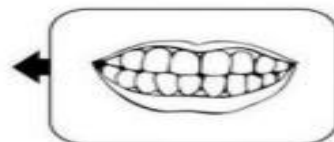
Color the word that matches the picture.



					
cat	cats	boot	boots	worm	worms
					
flower	flowers	cloud	clouds	apple	apples
					
table	tables	grape	grapes	sock	socks

Acti
Go to

6. Match the healthy habit with the suitable body part



जोड़ कर शब्द पूरे करो-

आ

- समान _____
- म _____
- राम _____
- काश _____
- ग _____
- दत्त _____



पा

- लक _____
- लना _____
- ठशाला _____
- ठ _____
- स _____
- यल _____


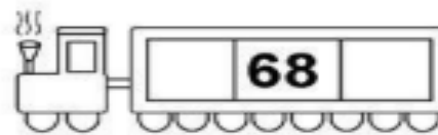
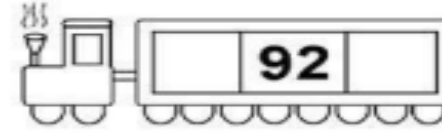

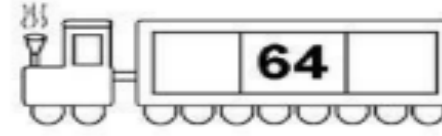


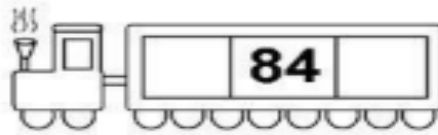
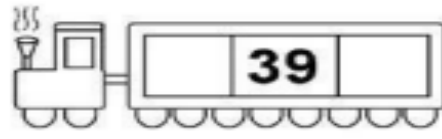
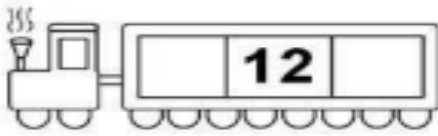
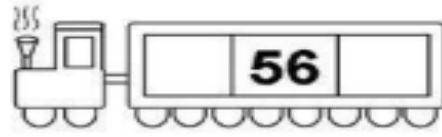

आ की मात्रा लगाकर शब्द पूरे करो और चित्र में रंग भरो।

गड़-गड़, गड़-गड़ ब दल अ य
ब दल अ य , जल भर ल य ।
क ल क ल ब दल छ य
छम-छम, छम-छम जल बरस य ।





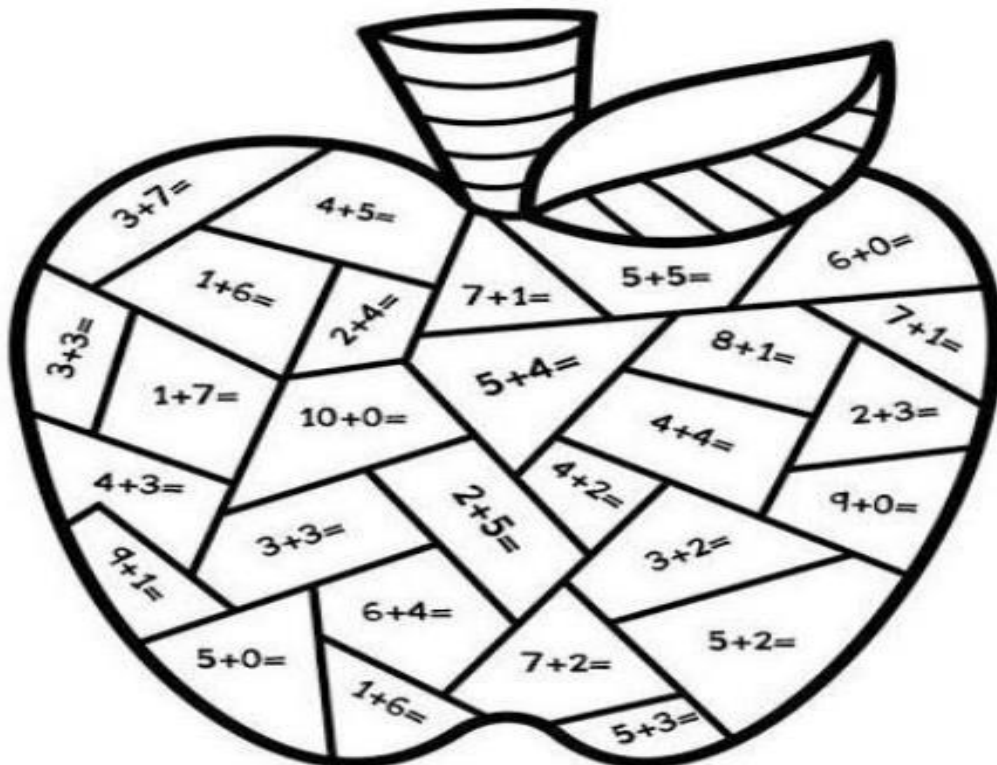
9.

Write the numbers that come before and after.



10.







Color by Addition



Look at the picture and circle the correct words :-

	brother	dad	mom
	mom	brother	sister
	family	grandma	brother
	grandma	family	dad
	sister	mom	grandma
	dad	sister	family


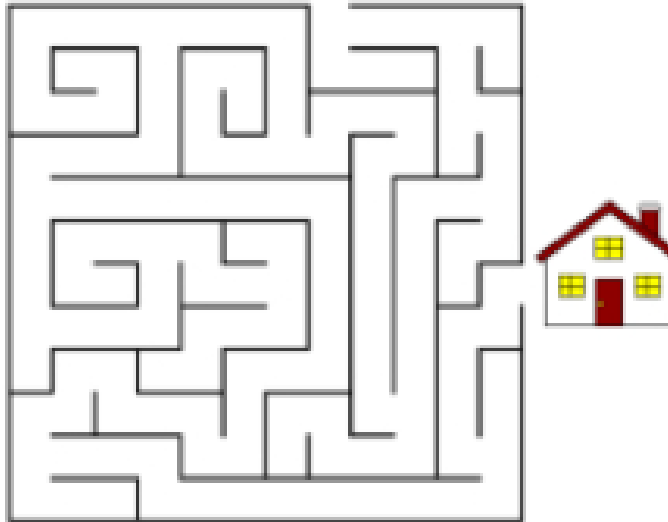
12. Look at the picture and colour the correct box:-

	head		ear
	hed		eye
	ear		noz
	eye		nose
	mouth		alm
	mouf		arm


13.

MAZE PUZZLE!

Can you help Erica reach home?



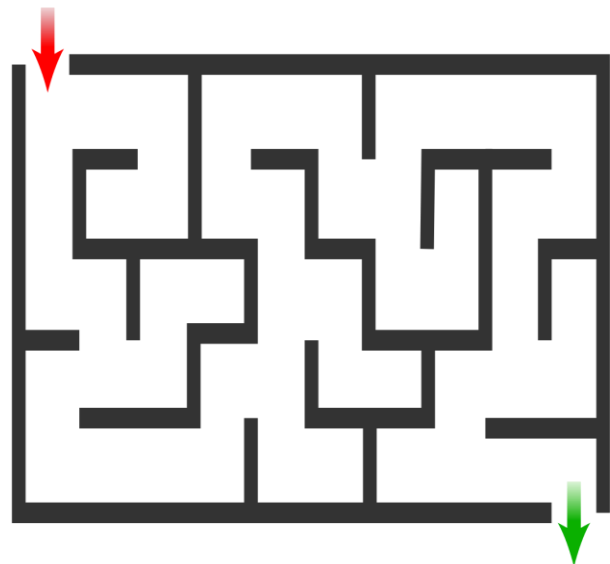

Help the giraffe find the tree.



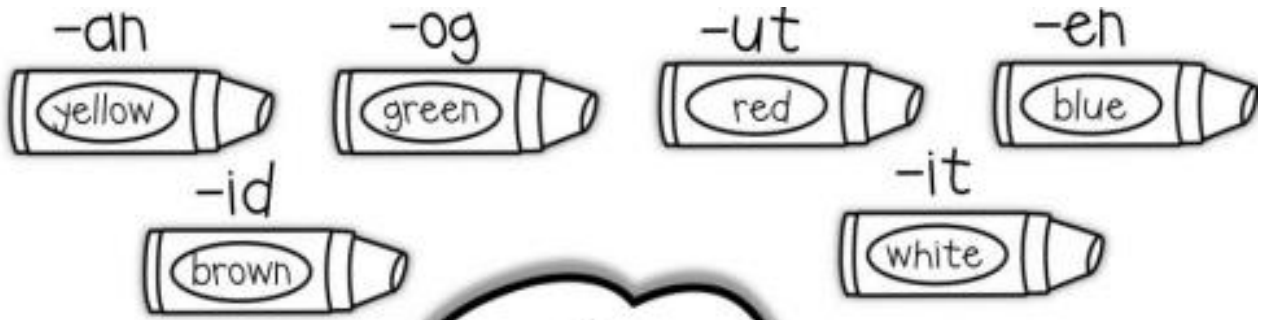
14

Maze


Help Baby Elephants to find their Mother



15. Read the words and colour them according to the given colour key



Healthy foods – Color the healthy foods



beans



fries



strawberry



candy



carrot



cookie



candy cane



soda



fish



broccoli



avocado



cake