

LITTLE FAIRY PUBLIC SCHOOL
CLASS: II (Holiday Homework :2024–25)

Summer Vacations will commence from 15th May'24 to 30 June' 24. The school will reopen from 1st July'24 (Monday)

Summer Vacation is synonymous with fun and frolic, going for picnics ,visiting grand parents house , , watching your favourite shows on television, playing for long hours, exploring new places and much more. But, there is a lot more a child can do to make their vacation more interesting and meaningful.

Let's share some tips to make these holidays a fruitful and happy period for them.

- Take your child for a morning walk, talk about things you can see around.
- Let your child help around house doing small jobs like dusting, cleaning the tables, filling water bottles, watering plants etc..
- Keep at least half an hour a day for sharing experiences with your child. '
- To spend quality time with your child, take them for an outing and home fun together
- Encourage them to spend time with grandparents.
- Restrict his or her television watching, confining it to interesting children's programs, cartoon films, Discovery channel etc. '
- Develop self help skills: Let your child dress and feed on his/her own. Make him understand the importance of cleaning his room and putting away toys and belongings after use. '

Note :- Do the following work in the separate notebook. Revise the work done in the class

English

1. Read any two stories from any of these books.

The Gingerbread Man Cinderella Hansel and Gretel The Elves and the Shoemaker,
Little Red Riding Hood, Rapunzel

Pick out ten new words from these two stories. Make a beautiful Pictionary by writing these words, their meaning and a picture related to the word.

2. Find 30 new words from magazines or newspapers, find out their meanings and frame sentences using the, this, that, is, an, I, am.

3. Write two pages of your Cursive Writing Book weekly.

4. Take spell check of 10 words from book (Ch1 to 3) weekly.

□□□□□□

1. □□□□□ □□□□□□ (□□□□□ 3-20) □□□□□□

2. □ □□ □□ □□ □□ □□□□□□ □□ 10-10 □□□□ □□□ □□ □□□□ □□□□□ □□□□□ □

3. □□□□ □□ □□□□□□ □□□□□ □□ □□□□□ □□□□□ □□ □□□□ □□□□ □□□□□ □□□□□

4. □□ □□□□□□ □□ □□□□ □□□□ □□□ □□□ □□□ □□ □□ □□□□□□□□ □□ □□ □□□□□□□□ □□□□□

Mathematics

1. Write number names from 1 to 200.

2. Do 20 addition and 20 subtraction sums in the notebook.(carry forward and borrowing)

3. Write forward counting from 1-200 and colour only even number.

4. Learn skip count of 2, 5 and 10 (up to 100) and write them in A4 sheet .

Environmental studies

Make a chart of healthy food and junk food on A 3 size sheet .

Art

Father's Day is on the third Sunday of June (16th June ,2024). So pamper your dad. Make him feel special in every small way. Surprise him by giving him a handmade card.

Computer

Make a chart on A4 size sheet and paste the pictures of the different places where computers are used.
Example: - Home, office, banks , etc.

About Me

My name is _____.

My birthday is in _____.

I am _____ years old.

I am a _____.(boy/girl)



I am studying in _____ school.

I am studying in _____ grade/class.

My favorite fruit is _____.

My favorite vegetable is _____.

My favorite color is _____.

My best friend's name is _____.

My favorite subject is _____.

My hobbies are _____.

I want to become a _____.

LET'S CREATE SOME HAPPY MEMORIES!!!

- Plant any one plant having any medicinal value (like **mint, Tulsi, Aloe Vera**). Click your photograph and paste them in your EVS NOTEBOOK and write 2 lines on it.
- **5th June is WORLD ENVIRONMENT DAY. MAKE IT SPECIAL.**

Look around you..... What do you see?

(Boxes, Newspapers , Jars , Bins , Cartons, old laces , buttons.)

Work your Magic Hands to create something new.





MAKE BEST OUT OF WASTE!!!!

3.

fruit word search

1. Write the name of the fruit in the space provided.
2. Find the word in the word search puzzle.
(Words only run across and down.)

s	t	r	a	w	b	e	r	r	y
o	r	a	n	j	e	p	e	a	r
r	m	e	h	o	a	e	w	n	a
a	b	a	b	a	n	a	n	a	p
n	x	p	a	i	r	c	e	y	p
g	r	a	p	e	s	h	k	a	l
e	p	i	n	e	a	p	p	l	e



4.

Circle The Rhyming Words					Circle The Rhyming Words				
Fab	Bet	Bid	Big	Nab	Jab	Nab	Bet	Bid	Big
Fad	Get	Did	Had	Dig	Bad	Get	Fad	Did	Dig
Rag	Jet	Wag	Hid	Fig	Sag	Jet	Hid	Rag	Fig
Fan	Let	Kid	Pan	Gig	Van	Let	Kid	Gig	Fan
Rap	Met	Sap	Lid	Pig	Gap	Tap	Met	Lid	Pig
Car	Net	Mid	Rig	Are	Are	Net	Jar	Mid	Rig
Fat	Pet	Mat	Rid	Wig	Hat	Pet	Rid	Mat	Wig
Way	Bid	Big	Way	Bin	Jay	Bid	Say	Big	Bin

5. Arrange the following words in alphabetical order

a. Cat, Joke, Ball, Dog.

b. Flag, Zoo, Goat, Sun.

c. Ear, Box, Horse, Coat.

d. Yard, Ice, Note, Boat.

e. Mouse, Kind, Owl, Can.

Make as many words you can using the letters in the following word.

Example:

Fortunate: Small words: fur, art, ant, ore, far, run, nut, fear, near, trot, rate, often, route, tutor, rotten, fortune

1. Library _____
2. Television _____
3. Refrigerator _____
4. Orange _____
5. Street _____
6. Shoe _____
7. Crocodile _____
8. Flower _____
9. Arithmetic _____
10. Christopher _____

7.

Plural Nouns

A word needs to be plural when there is more than one.
Most of the time we just need to add an "s" to make a word plural.
For example: 1 dog, 2 dogs

But if the noun ends in S, X, CH or SH then we need to add "es" to make it plural.

Add an "s" or an "es" to each word below to make it plural.

cat _____	pencil _____	fox _____
exam _____	bus _____	chair _____
wish _____	sign _____	doll _____
branch _____	kiss _____	forest _____
glass _____	bone _____	beach _____

Write each of the words below in its plural form.

inch _____	class _____
tax _____	peach _____
dress _____	frog _____

8. Learn Animal and their sound

Number the pictures.



cow



dog



duck



cat



bee



elephant



horse



bear



lion



frog



donkey



wolf



dolphin



mosquito



goat



goose

1. click
2. moo
3. croak
4. buzz
5. whine
6. trumpet
7. bark
8. bleat
9. roar
10. meow
11. neigh
12. bray
13. cackle
14. howl
15. growl
16. quack

9. Do the following sums

$$\begin{array}{r} \textcircled{1} \\ 37 \\ + 85 \\ \hline 122 \end{array}$$

$$\begin{array}{r} \textcircled{1} \\ 39 \\ + 29 \\ \hline 68 \end{array}$$

$$\begin{array}{r} \textcircled{} \\ 28 \\ + 63 \\ \hline \end{array}$$

$$\begin{array}{r} \textcircled{} \\ 47 \\ + 18 \\ \hline \end{array}$$

$$\begin{array}{r} \textcircled{} \\ 75 \\ + 26 \\ \hline \end{array}$$

$$\begin{array}{r} \textcircled{} \\ 25 \\ + 19 \\ \hline \end{array}$$

$$\begin{array}{r} \textcircled{} \\ 84 \\ + 16 \\ \hline \end{array}$$

$$\begin{array}{r} \textcircled{} \\ 72 \\ + 45 \\ \hline \end{array}$$

$$\begin{array}{r} \textcircled{} \\ 82 \\ + 46 \\ \hline \end{array}$$

$$\begin{array}{r} \textcircled{} \\ 57 \\ + 28 \\ \hline \end{array}$$

$$\begin{array}{r} \textcircled{} \\ 94 \\ + 15 \\ \hline \end{array}$$

$$\begin{array}{r} \textcircled{} \\ 64 \\ + 16 \\ \hline \end{array}$$

$$\begin{array}{r} \\ 31 \\ - 22 \\ \hline \end{array}$$

$$\begin{array}{r} \\ 21 \\ - 13 \\ \hline \end{array}$$

$$\begin{array}{r} \\ 91 \\ - 52 \\ \hline \end{array}$$

$$\begin{array}{r} \\ 81 \\ - 43 \\ \hline \end{array}$$

$$\begin{array}{r} \\ 61 \\ - 54 \\ \hline \end{array}$$

$$\begin{array}{r} \\ 51 \\ - 34 \\ \hline \end{array}$$

$$\begin{array}{r} \\ 41 \\ - 39 \\ \hline \end{array}$$

$$\begin{array}{r} \\ 91 \\ - 35 \\ \hline \end{array}$$

$$\begin{array}{r} \\ 71 \\ - 39 \\ \hline \end{array}$$

प्रश्न 1. दिए गए वाक्यों में इ या ई की मात्रा वाले शब्द लिख कर वाक्य पूरे करें-

चिड़िया	हिन्दी	पानी	गिलास	जिराफ़	मकड़ी
डाकिया	साइकिल	दीपावली	चमेली	तितली	गणित
फुलझड़ी	मछली	माली	पपीता	इमली	पहिया

- कमल _____ से भरा _____ लाया ।
- _____ उड़कर बाहर गई ।
- _____ का _____ निकल गया है , उसे मत चलाओ ।
- _____ और _____ मेरे प्रिय विषय हैं ।
- _____ जल की _____ है, जीवन उसका _____ है ।
- _____ पर _____ बिक रही थी ।
- मीठा - मीठा _____ काट कर खाओ ।
- पेड़ पर खट्टी - मीठी _____ लटक रही है ।
- छत पर _____ जाला बना रही थी ।
- _____ हरी - हरी घास खा रहा था ।
- _____ के लिए पत्र लाया ।
- _____ के फूल पर रंग - बिरंगी _____ बैठी है ।


प्रश्न 2. चित्र को देखकर अनुस्वार या अनुनासिकवाले शब्द लिखें-



































3.

चित्रों को देखकर वन्य प्राणियों के नाम लिखो।

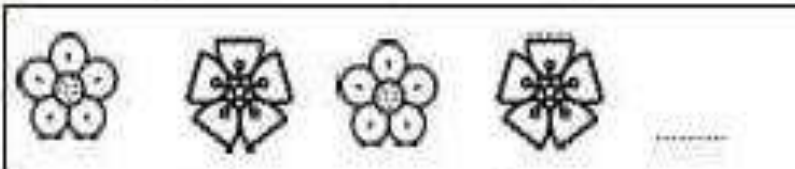
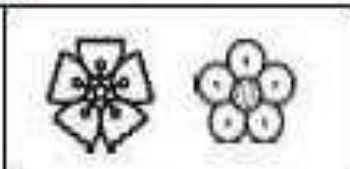




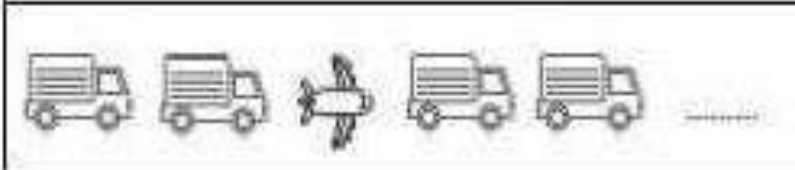
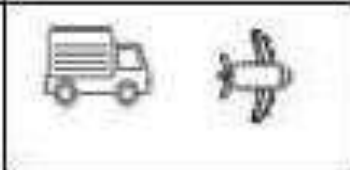





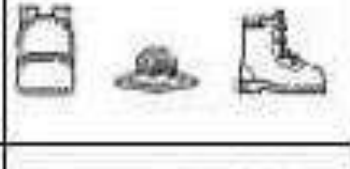






भालू	चीता	तेंदुआ	हाथी	गैंडा	हिरन
गोरिल्ला	लोमड़ी	भेड़िया	बंदर	शेर	ज़ेबरा

 <input type="text"/>	 <input type="text"/>	 <input type="text"/>
 <input type="text"/>	 <input type="text"/>	 <input type="text"/>
 <input type="text"/>	 <input type="text"/>	 <input type="text"/>

4. □□□□ □□ □□□□ □□ □□□□ □□ □□□□□□ □□□□ □□□□ □□ □□ □□ □□ □□ □□□□

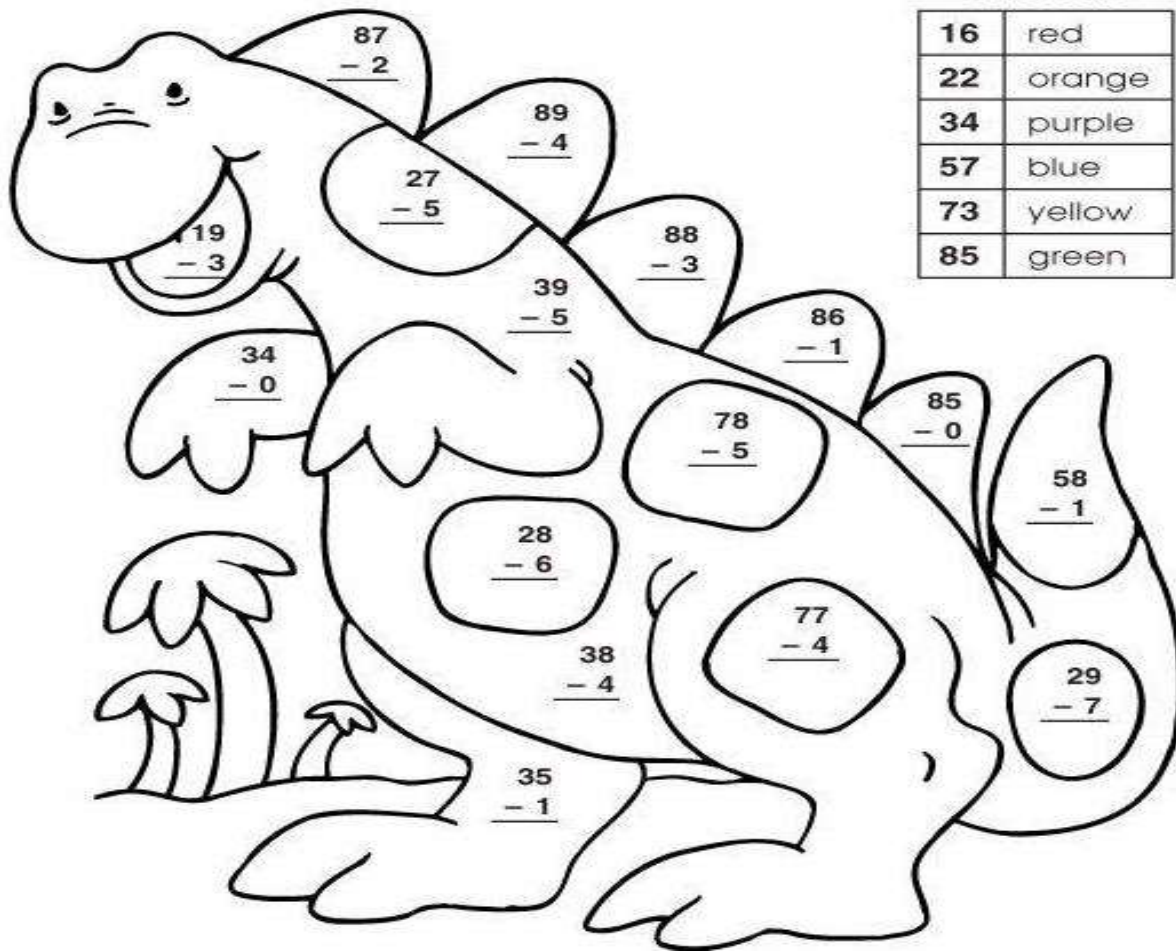


5. What comes next . circle the correct option

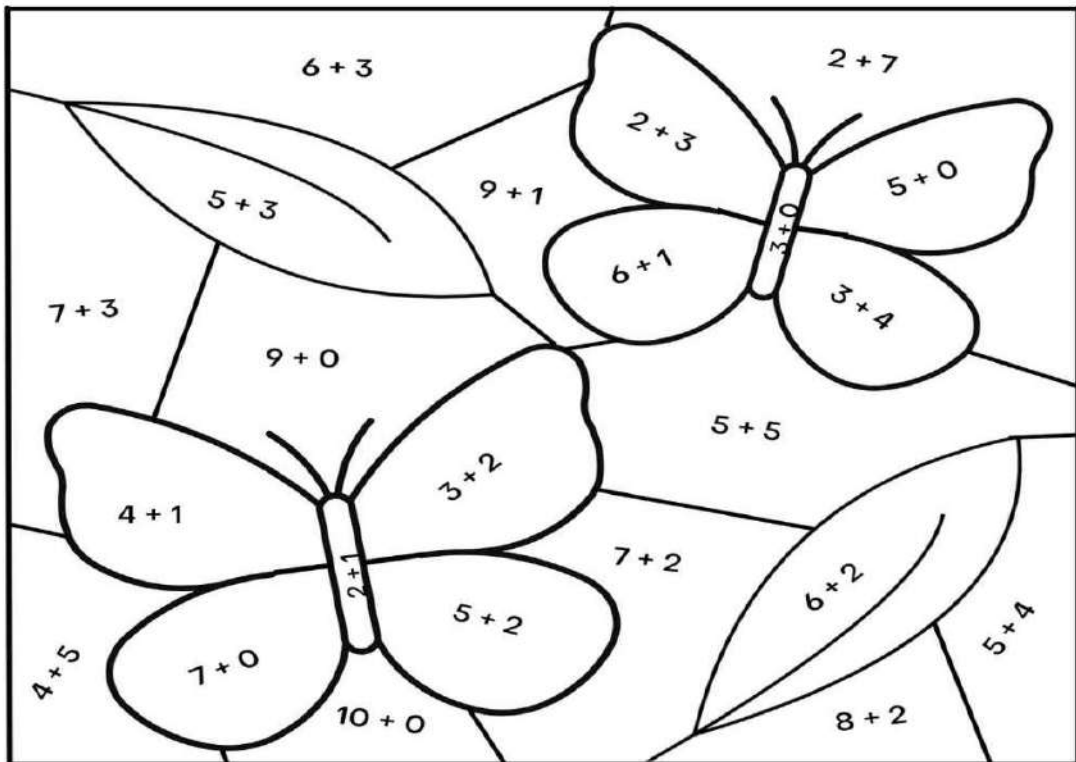
	
	
	
	
	
	
	
	
	
	

Subtract. Color the picture using the color code.

Color Code	
16	red
22	orange
34	purple
57	blue
73	yellow
85	green



Do addition and colour the picture



Directions:

1. Pick an addition problem to solve.
2. Then color in the section using the key below.
3. Repeat until each problem is solved and section is colored.

Blue 9

Black 3

Green 8

Orange 7

Purple 10

Yellow 5