

LITTLE FAIRY PUBLIC SCHOOL, HUDSON LANE

CLASS: PRE-SCHOOL

Dear Students and Parents,

We wish you a very happy summer holidays. It's time to enjoy and create a bond. To utilize this time in the most constructive way, We have prepared some interesting activities for the kids on the principle of learning by doing for their holistic development. We request the parents to encourage their child for few things. So here we go.....

LET'S LEARN TO BE INDEPENDENT

Make your child independent so that they are able to do their small tasks by themselves such as:-

Brushing teeth twice daily , Combing their hair , Washing hands before and after meals , Getting the nails trimmed regularly and keeping them clean , Buttoning and unbuttoning their shirts , Folding their apron, mat and clothes , Zipping and unzipping , Learning to wear their shoes and socks

LET'S LEARN GOOD MANNERS

Help your child inculcate good habits like doing morning prayers and wishing everyone in the morning, watering the plants, motivate them to use golden words (SORRY, PLEASE, THANK YOU, MAY I & EXCUSE ME)

LET'S STAY FIT AND FINE

Physical development plays a very important role in the development of our kids. Encourage them to play different games, practice yoga and exercise with them. This way you will spend quality time with your kids and help them learn new things and explore their interests.

LANGUAGE DEVELOPMENT

Converse with them in English. Encourage them to speak, such as I am thirsty, thank you, please switch off/on the lights. Books are our best friends; create your child's interest in different colourful books. Encourage them to share their views on what they have seen in the book.

Dear Parents,

Holidays are special for you as well as children, so enjoy these vacations engaging your children in some creative activities. Students have to do the activities according to their roll numbers:-

Roll no. 1-5 (cutouts of any 4 fruits on A3 size)

Roll no. 6-10 (cutouts of any 4 vegetables on A3 size)

Roll no. 11-15 (cutouts of any 4 wild animals on A3 size)

Roll no. 16-20 (cutouts of any 3 helpers such as fireman, cobbler, barber etc on A3 size)

Roll no. 21-25 (wall hanging on days of week)

Roll no. 26-30 (cutouts of 2 boys in school dress on A3 size)

Roll no. 31-34 (cutouts of 2 girls in school dress on A3 size)

NOTE:- KINDLY SEND THE WORKSHEETS IN A HANDMADE FOLDER.



INTRODUCE YOURSELF!

My name is _____.

I am a boy/girl.

I am _____ years old.

I study in Pre School.

My school name is LITTLE FAIRY PUBLIC SCHOOL.

My mother's name is _____.

My father's name is _____.

My mother's phone number is _____.

My father's phone number is _____.

My favorite colour is _____.


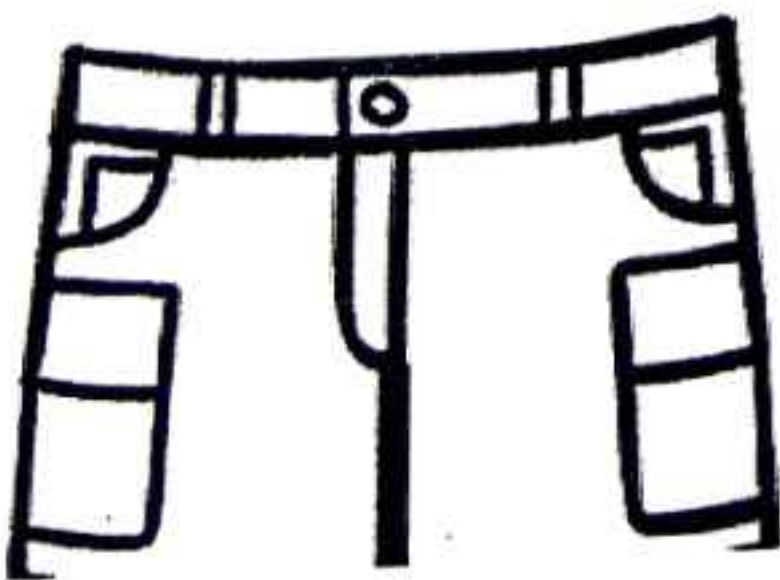

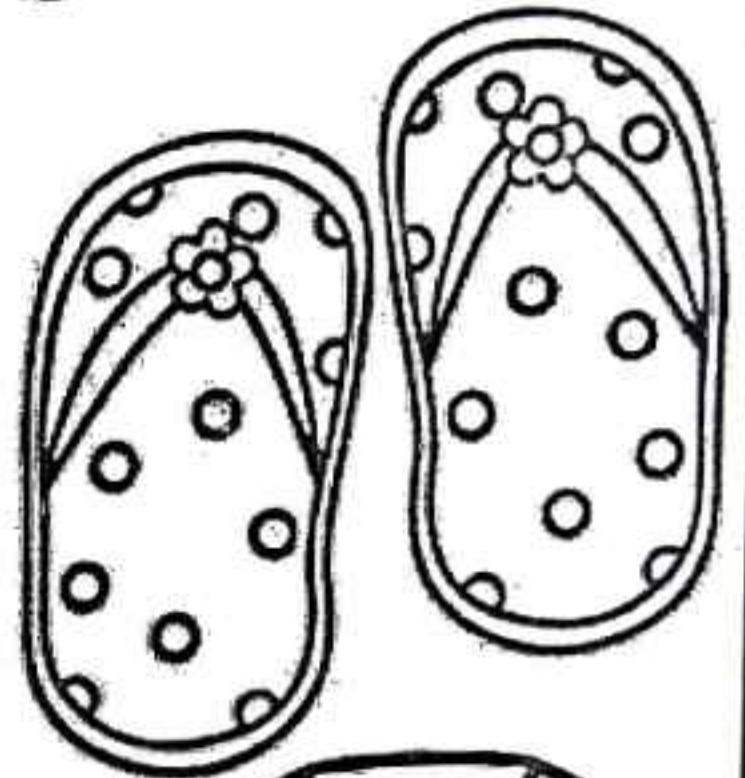

I love to eat _____.

My class teacher is Ms. Subah.





I live in DELHI.

Summer Clothing

Directions: Color the clothing you would wear in the summer.










Spot 3 Differences




COLOURS

Colors the objects accordingly:-




TRACING FUN



Find and Circle: Aa

Find and circle all of the uppercase A and lowercase a letters.



a e A a
a A e R
c e m o C
A a A A a
e A c a f
A a A A
c t o A



alien

Find and Circle: Bb

Find and circle all of the uppercase B and lowercase b letters.








D b d B b
d p B d B
B b d p b
h b E b p
d B d B
b b d b
b d b H



bus


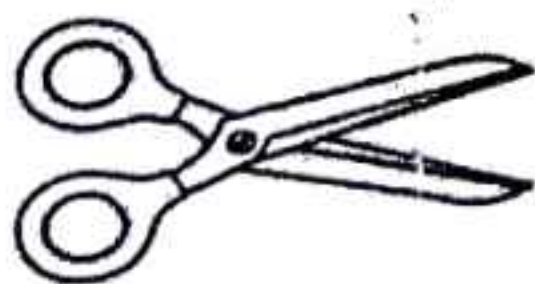






Big or Small?

Color and Circle the BIG picture




LONG OR SHORT

Circle the shortest and colour the longest.

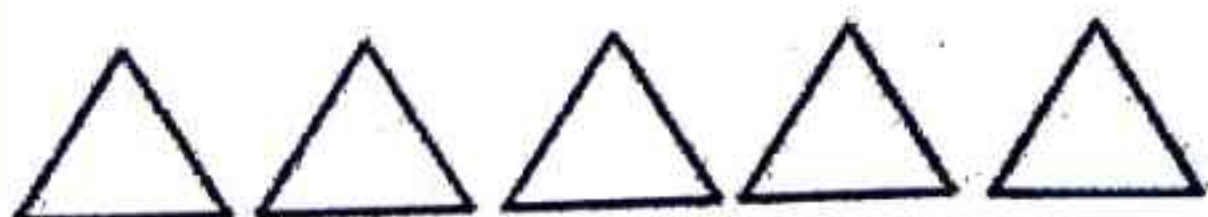
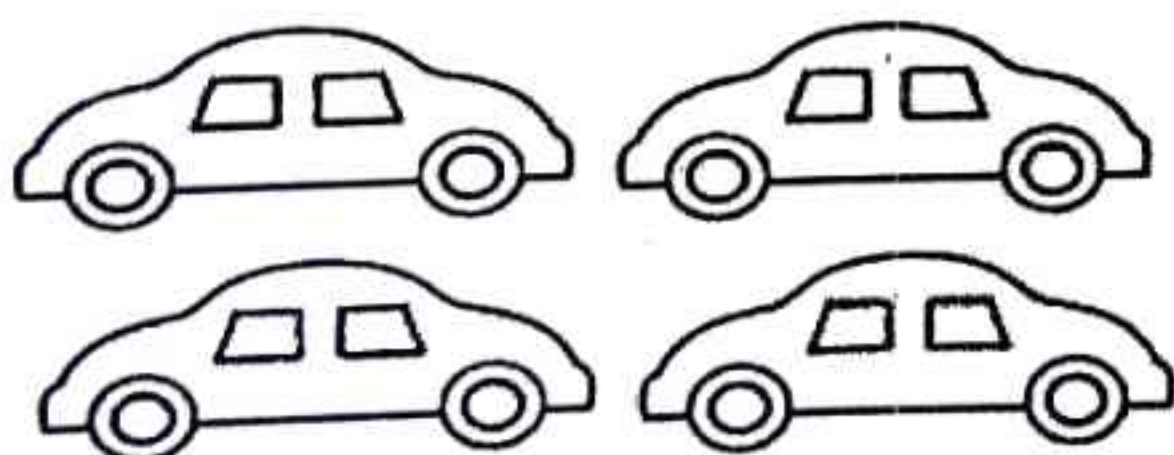

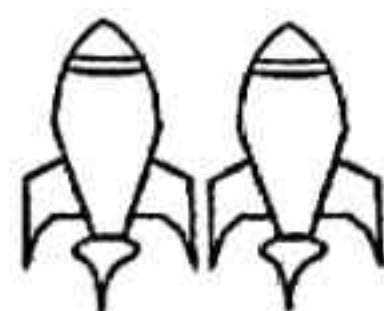
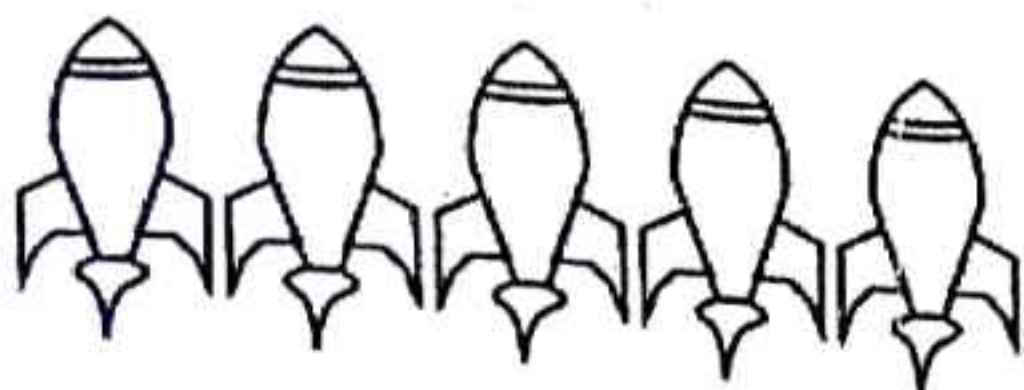



Transportation Shadow Matching

Color the images and then draw lines to match each image shadow.

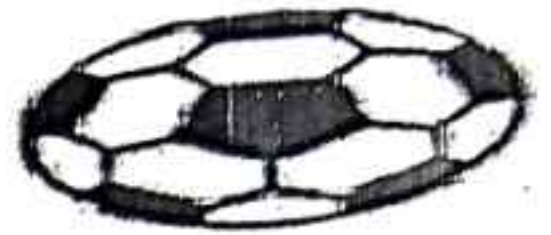
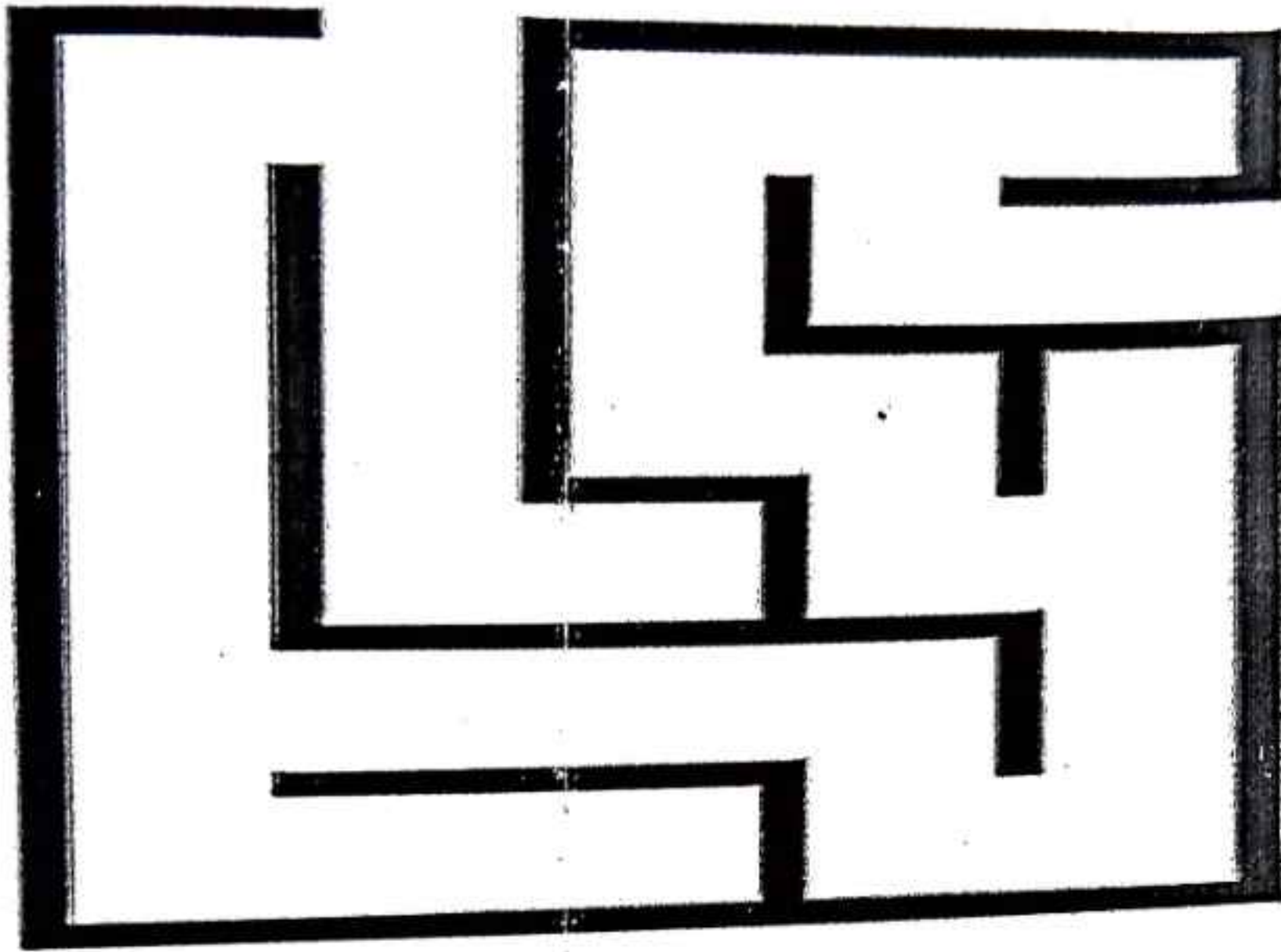


Circle the group that has more.






**Help the dog
find the ball.**




Start



Finish

visit Zoo/Bal bhawan/any Amusement park and click a beautiful picture with your family and paste it here to make a photo frame:-



Note:- Paste it on a cardboard.

Decorative items can be used are as follows:-

Glitter, mirror, waste material, beads etc.

Make a beautiful card using this
picture and gift it to your father:-

Happy Father's Day




Vocabulary words


GUJARAT
EDUHELP



Apple




Arrow



Aeroplane



Ambulance




Ant



Angry



Alligator



Alphabets



Axe

GUJARAT
EDUHELP



Bus



Bear



Bee



Bell



Butterfly



Bicycle



Bag



Banana



Balloon

Vocabulary words

GILBERT
EDUNELP



CAR



COCK



CLOCK



CAMEL



CAKE



CAT



CRAB



CLOUD



CUP



CRACKERS



CAMERA



CROWN

GILBERT
EDUNELP



Dog



Duck



Dolphin



Dinosaur



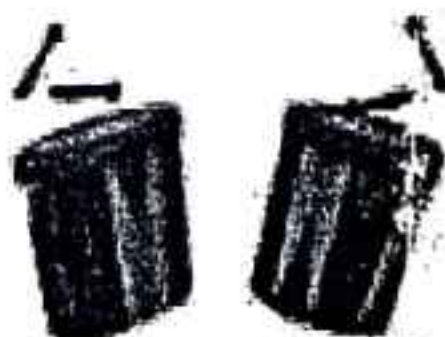
Door



Diamond



Doll



Drum



Dice



Dot



Dress