

# LITTLE FAIRY PUBLIC SCHOOL

## Holidays Home Work (2025 -2026)

CLASS: 3

Summer vacations will begin from 19<sup>th</sup> **May 2025( Monday )** and continue till **30th June 2025 ( Monday )** . The school will reopen on **1<sup>st</sup> July 2025 (Tuesday)** .

This holiday season is the perfect time to unwind, explore your interests, and enjoy special moments with your family. Use this break to play fun games, read exciting books, learn something new, and listen to mythological stories from your grandparents. You can also take up hobbies like skating, swimming, cycling, or even help around the house to become more responsible.

The holiday homework has been designed not just to revise what you've learned in school, but also to spark your creativity, build good habits, and strengthen your thinking skills.

Each activity has a purpose — to help you learn while having fun. We also encourage you to spend meaningful time with your loved ones, as this helps in developing strong values and a caring nature.

As part of **International Yoga Day on 21st June**, all students are encouraged to practice simple Yoga Asanas at home. Don't forget to click pictures while doing them and share them with your class teacher.

**Note:** Revise all class work regularly. Complete all assignments neatly on assignment sheets and submit them once school reopens. Do the home work in separate thin notebook .

Wishing you a joyful, creative, and enriching summer vacation — full of laughter, learning, and love!

### English

1. Write 10 pages of neat and clean cursive writing.to improve your handwriting.
2. Make a **beautiful bookmark** to keep it in your English book.
  - Decorate it with drawings, colors, or stickers.
  - Don't forget to write your favorite **inspirational quote** that makes you feel happy or brave!
3. **Wall Hanging of Wonder Words!**

Let's decorate the world with kindness and magic!

  - ☐ Make a **wall hanging** using **7 beautiful words** that make you feel happy, kind, or loved.
  - ☐ Use bright paper, glitter etc. to decorate each word!
4. **Word Treasure Hunt!**

Every day, find **5 new words**, write their **meanings**, and a **sentence** in your notebook.  
Add little drawings to make your notebook extra fun!



## हिन्दी

### 1. 10 नए शब्दों के अर्थ लिख कर उन के वाक्य बनाइए।


- हर शब्द के लिए अलग रंग का बॉक्स बनाएं।
- साथ में छोटा चित्र भी बनाएं (जैसे 'सूरज' के साथ सूरज का चित्र)।

### 2. 20 पेज सुलेख लिखिए। सुलेख कॉपी का पहला पेज सजाएं – "मेरी सुंदर लिखावट"

हर पेज पर तारीख , दिन और एक छोटा इमोजी (जैसे 19 /05 /2025, सोमवार, 😊)

### 3. 10 शब्दों की श्रुतलेख लिखिए। (सप्ताह में दो बार)

### 4. भारत में मनाए जाने वाले विभिन्न त्योहारों की सूची बनाइए साथ ही साथ उस प्रदेश का नाम भी लिखिए। एक मैप चार्ट बनाएं जिसमें भारत का नक्शा हो। हर राज्य में त्योहार का नाम लिखें और छोटा

चित्र भी (जैसे, पंजाब – लोहड़ी  )

### 5. व्यायाम के लाभ और उस पर एक पोस्टर बनाइए।

- पोस्टर का टाइटल हो: "व्यायाम करो, खुश रहो!"
- ड्रॉइंग बनाएं: बच्चे दौड़ते हुए, योग करते हुए, साइकिल चलाते हुए।
- पोस्टर पर छोटे-छोटे बुलबुले बनाएं जिनमें फायदे लिखें।
- पोस्टर को A3 साइज शीट पर बनाएं
- चमकीले स्केच पेन, चित्र और स्लोगन का प्रयोग करें

### 6. कोई एक शिक्षाप्रद कहानी चित्र सहित लिखिए।

- कहानी में पात्रों के चित्र बनाएं ।(या चिपकाएं)
- नैतिक शिक्षा एक रंगीन बॉक्स में लिखें
- कहानी के लिए रंगीन शीट इस्तेमाल करें

## Science

### 1. Make a Model of an Ideal House

**Task:** Make a model of an ideal house using materials like a **shoe box**, **matchsticks**, **cardboard**, **colored paper**, etc.

**Creative Idea:**

- **Step 1:** Create a **3D house** using a **shoe box** as the base and add walls with **cardboard**.
- **Step 2:** Use **matchsticks** to build a fence, windows, or a roof, and **colored paper** to decorate the walls.
- **Step 3:** Add a **mini garden** with paper flowers or small **toy furniture** to show how the house looks inside.



- **Step 4:** Decorate with little **personal touches** like a nameplate for the house (e.g., “**The Dream House**”).
  - Add fun details like **miniature trees, cars, or pets** using craft supplies to bring the house to life!
- 

## 2. Sense Organs Chart

**Task:** Make a colorful chart showing the five sense organs—**eyes, ears, nose, tongue, and skin**. Paste or draw pictures and write what each sense does (e.g., Eyes – see, Nose – smell).

**Creative Idea:**

- **Step 1:** Draw or paste **cute, colorful images** of each sense organ.
  - **Step 2:** Write the functions next to the pictures in **big, bold letters** (e.g., **Eyes** – “See the world around us!”).
  - **Step 3:** Use **stickers** or **doodles** to add a fun element to the chart, like a happy face next to **eyes** or a flower next to **nose**.
  - **Step 4:** Write a short “**Did you know?**” fact about each sense to make it more educational (e.g., “Did you know? Our skin is the largest organ!”).
  - Use **rainbow colors** for the borders and section labels to make the chart bright and engaging.
  - Arrange the organs in a fun pattern (like in the shape of a **human face** or a circle).
- 

## 3. Collect Pictures of 6 Different Exercise Postures

**Task:** Collect pictures of 6 different exercise postures, paste them on an A3 sheet, and name them.

## Mathematics :-

1. Learn and write tables from 2 to 15.
2. Do 20 sums of addition and subtraction (4 digit numbers)
3. Create a “**Math Race Sheet**”: Draw two race tracks, one for addition and one for subtraction. Each correct sum moves a car or animal forward on the track.

Presentation Tip: Colorful race tracks and animated characters (cars, animals, etc.) can be used to track progress. Add a finishing line with a congratulatory message like “Math Champion!” at the end.

4. Write Roman numerals (1-30) on A-4 size sheet in colourful manner.
  - Write each Roman numeral in **bold** and **colorful** letters.
  - You can use different colors for each numeral to make it visually appealing.
  - **Decorate each numeral** with a small drawing or symbol related to Roman times.



## 5. Fraction Animals

- Cut circles into the required fractions ( $\frac{1}{2}$ ,  $\frac{1}{4}$ ,  $\frac{1}{8}$ ) and use them to create animal shapes like a **bird, fish, peacock, or dog**.
- Use a **cardboard or A-4 sheet** as your base.
- Label the fractions inside each animal part (e.g., half of the bird's wing is  $\frac{1}{2}$ ).
- Use **bright colors** to decorate each animal, making it vibrant and exciting.
- Add a title at the top: **"Fraction Animal Parade"**.

## Social studies

1. Create a scrap file project on the Seven Sisters of India (one page for each state). On each page, paste pictures and write about state's famous food, traditional dance, popular tourist place etc. Make it colourful and creative using drawings, borders and decorations.

### 2. PROJECT ON TIGERS

The Bengal tiger is India's national animal, but its population is decreasing due to habitat loss and poaching. Conservation efforts like Project Tiger aims to protect there magnificent animals.

**Activity:**Create a Bengal Tiger mask using cardboard or paper. Cut out the tiger face shape and holes for eyes. Decorate with orange, black and white colour and tie string to wear the mask.

### 3. ELECTRIC VEHICLES SAVE THE ENVIRONMENT

Make a poster on using electric vehicles because it saves the environment from pollution. Paste or draw pictures of electric vehicles, charging stations and clean, green surroundings. Also write facts on using electric vehicles.

**Note:** Use green and blue colours to symbolize the Earth and clean energy.

4. Learn Ch-1 and Ch-2

## Art :-

1. Create a colorful and creative paper border for a school display board.

Size:Length: 2 meters , Width: 10 centimeters

Use any of the following materials to make your border:

- Colored paper cutouts (flowers, stars, butterflies, etc.)
- Sketch pens and crayons for drawing
- Buttons, glitter, lace, or ribbons for decoration

Repeat your pattern (like flowers or stars) neatly across the border.

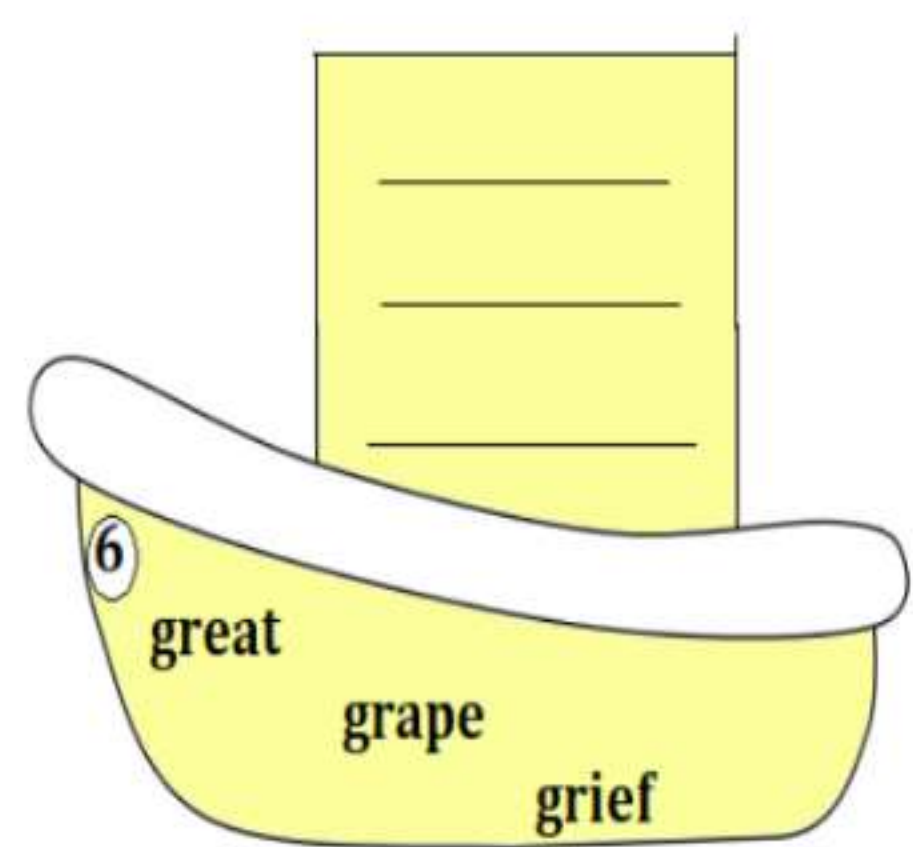
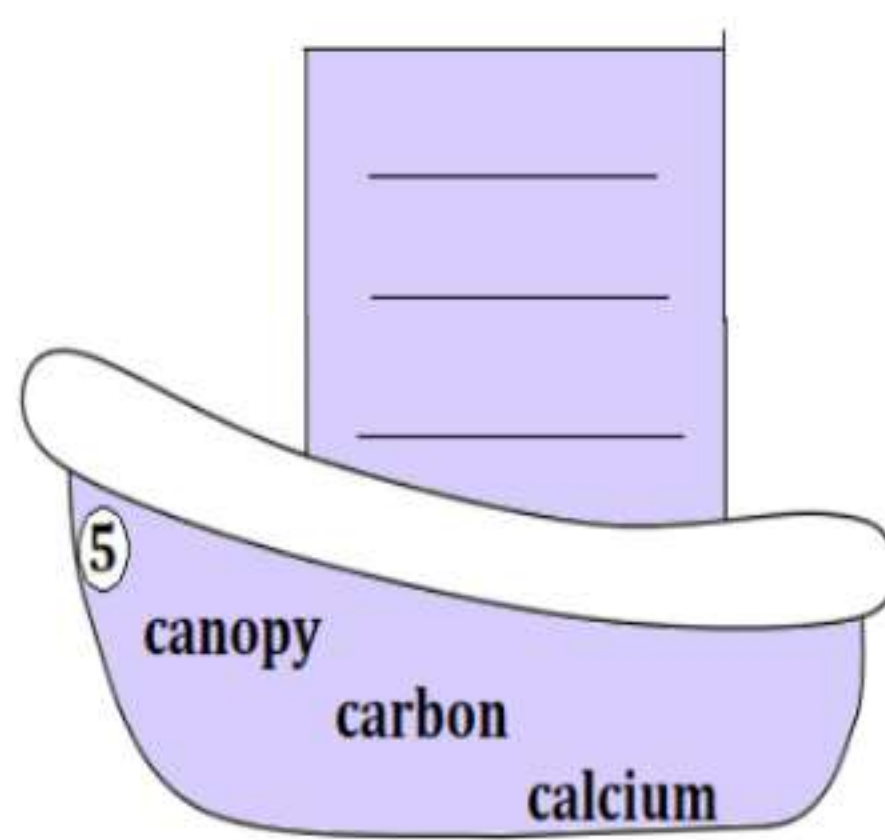
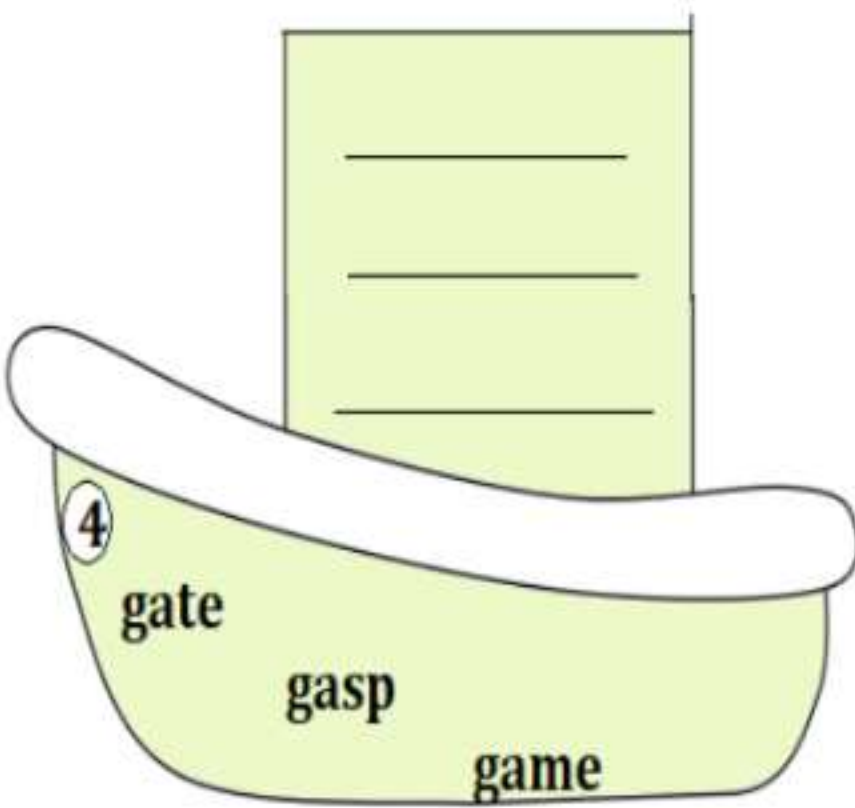
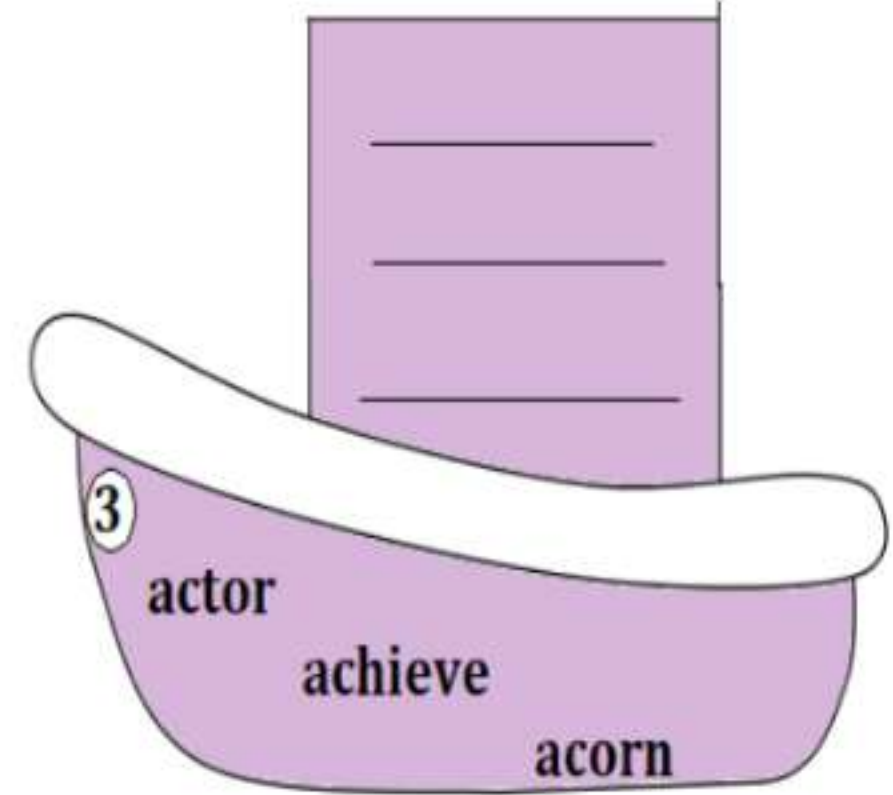
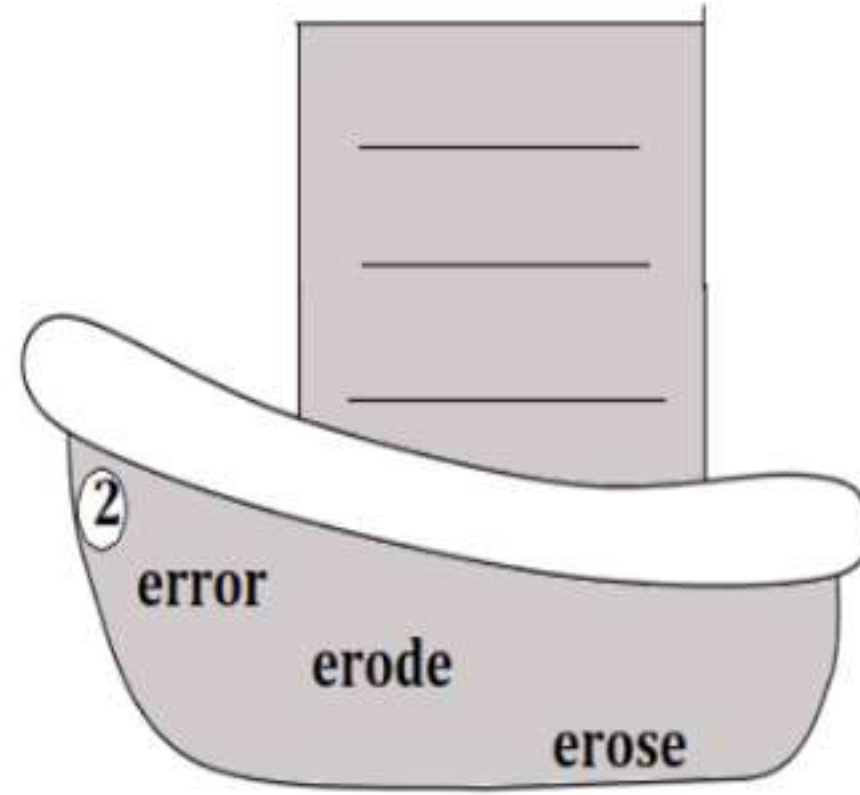
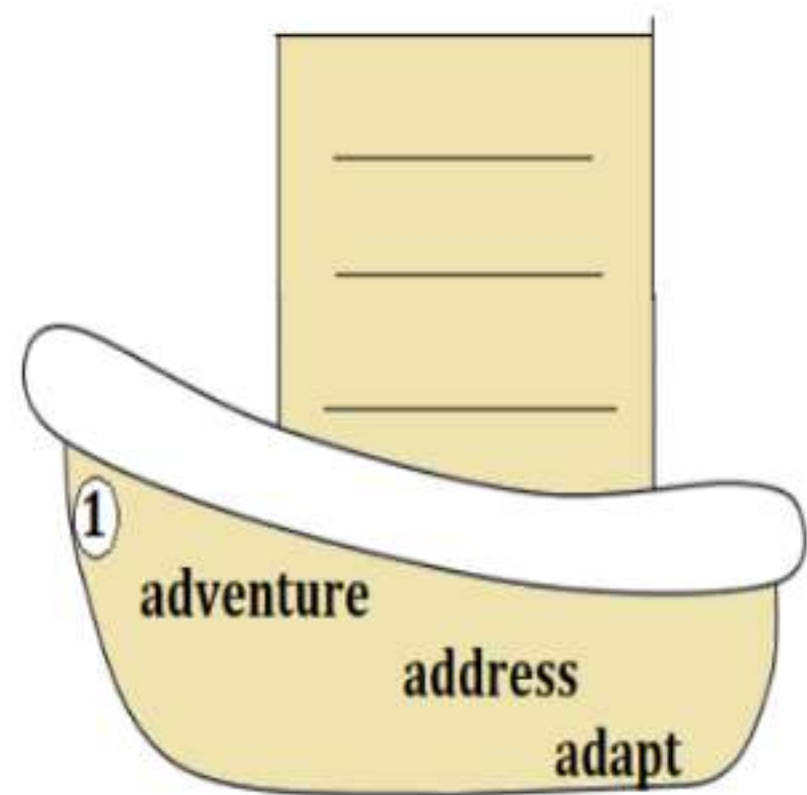
Be creative! Add cute details like smiley faces, stickers, or googly eyes.

2. Make a beautiful article with pencil shaving on an A4 size sheet.





1. Arrange each set of words in alphabetical order based on the first three letters.



2. Circle the odd one out.

- |    |         |         |        |         |         |
|----|---------|---------|--------|---------|---------|
| 1. | sty     | den     | nurse  | nest    | hive    |
| 2. | steel   | wood    | iron   | brass   | book    |
| 3. | teacher | library | doctor | patient | lawyer  |
| 4. | Yamuna  | coffee  | Thames | Nile    | Narmada |
| 5. | calf    | puppy   | dog    | kitten  | cub     |

**3. Add an s or es at the end of each word to form the plural.**

1. flower \_\_\_\_\_

2. tool \_\_\_\_\_

3. box \_\_\_\_\_

4. tree \_\_\_\_\_

5. flash \_\_\_\_\_

6. church \_\_\_\_\_

7. lunch \_\_\_\_\_

8. apple \_\_\_\_\_

9. peach \_\_\_\_\_

10. truck \_\_\_\_\_

11. waltz \_\_\_\_\_

12. crash \_\_\_\_\_

13. blanket \_\_\_\_\_

14. tax \_\_\_\_\_

15. dog \_\_\_\_\_

16. egg \_\_\_\_\_

17. car \_\_\_\_\_

18. beach \_\_\_\_\_

19. wish \_\_\_\_\_

20. cloud \_\_\_\_\_

**4. Read these statements and form questions.**

1. It was a rainy day.

\_\_\_\_\_

2. Ria was carrying an umbrella.

\_\_\_\_\_

3. Father was going to the market.

\_\_\_\_\_

4. Kajal was feeling thirsty.

\_\_\_\_\_

5. We are going out to play.

\_\_\_\_\_



## ENGLISH ASSIGNMENT

### 5. Choose the correct Collective Noun and fill in the blanks.

- a) A \_\_\_\_\_ of birds flew in the sky. (pack / flock / herd)
- b) The \_\_\_\_\_ of lions is resting. (swarm / pride / team)
- c) I saw a \_\_\_\_\_ of bees near the tree. (swarm / bunch / flock)
- d) She gave me a \_\_\_\_\_ of grapes. (bunch / group / pack)
- e) A \_\_\_\_\_ of players won the match. (team / pride / class)

### 6. Rewrite these sentences using capital letters correctly.

a) i have a pet named tommy.

---

b) she lives in mumbai.

---

c) we will go to the zoo on sunday.

---

d) my teacher is mr. sharma.

---

e) they went to the market with reena.

---

### ) Rewrite the following sentences changing the gender of the underlined nouns.

1. The bridegroom was a young man.

---

2. My sister knows your husband.

---

3. My uncle is a good host.

---

4. This girl is my niece.

---

प्र0.1 दिए गए वाक्यों को शुद्ध करके लिखिए :

- क) मेरे को भूख लगी है। \_\_\_\_\_  
ख) वह ने चित्र बनाई। \_\_\_\_\_  
ग) आज बहुत ठंडी है। \_\_\_\_\_  
घ) वे को यहाँ बुलाओ। \_\_\_\_\_  
ङ) हमारा अध्यापक आज नहीं आएगा। \_\_\_\_\_  
च) बच्चा ने दूध पिया। \_\_\_\_\_  
छ) गीता बाजार जाता है। \_\_\_\_\_  
ज) बालिका गाना गा रहा है। \_\_\_\_\_  
झ) सौरव घर जाती है। \_\_\_\_\_  
ञ) दो घोड़े दौड़ रहा है। \_\_\_\_\_

प्र0.2 निम्नलिखित शब्दों के सामने सार्थक या निरर्थक लिखिए—

- |                |               |                |
|----------------|---------------|----------------|
| क) वानी _____  | ख) रोटी _____ | ग) लोटा _____  |
| घ) रुपया _____ | ङ) वाना _____ | च) वड़क _____  |
| छ) वपड़ा _____ | ज) मोर _____  | झ) किताब _____ |

प्र0.3 सही स्थान पर अनुस्वार, अनुनासिक तथा ओं के चिह्न लगाकर शब्द दोबारा लिखिए :

- |                |                 |              |
|----------------|-----------------|--------------|
| क) आख _____    | ख) मूछ _____    | ग) कुआ _____ |
| घ) अकित _____  | ङ) डाक्टर _____ | च) मा _____  |
| छ) रक _____    | ज) पूछ _____    | झ) पख _____  |
| ञ) कालेज _____ | ट) शख _____     | ठ) बाल _____ |

प्र0.4 ' र ' का उचित रूप लगाकर शब्द दोबारा लिखिए ( र, ' , , , )

- |             |                |              |             |
|-------------|----------------|--------------|-------------|
| क) गम _____ | ख) पूव _____   | ग) पकट _____ | घ) फक _____ |
| ङ) डम _____ | च) राष्ट _____ | छ) भम _____  | ज) कम _____ |
| झ) सप _____ | ञ) पभु _____   | ट) वषा _____ | ठ) टक _____ |

प्र0.5 वर्णों को सही क्रम में लगाकर सही शब्द बनाकर लिखो —

- |                       |                      |                    |
|-----------------------|----------------------|--------------------|
| क) बु वा र ध _____    | ख) ली दी पा व _____  | ग) गु त ज रा _____ |
| घ) रा मा कु ज र _____ | ङ) र त्र का चि _____ | च) न आ मा स _____  |
| छ) य ल मा हि _____    | ज) त त ची बा _____   | ञ) क र पो ड _____  |



दिए गए शब्दों को संज्ञा के उचित भेद के अंतर्गत लिखें -

पक्षी ,दिल्ली ,खिलौना ,यमुना ,ताजमहल ,रोहन ,चाचा ,सैनिक ,जयपुर

व्यक्तिवाचक संज्ञा

जातिवाचक संज्ञा

प्रश्न-७ रेखांकित शब्दों के विलोम शब्द खाली स्थान में लिखकर वाक्य पूरे करें -

- क ) जीवन और  दोनों ही इस संसार के अटल सत्य हैं ।
- ख ) हमेशा दूसरों पर उपकार करें  कभी न करें ।
- ग ) हमेशा  पानी पीना चाहिए क्योंकि गंदा पानी सेहत के लिए हानिकारक होता है ।
- घ ) मोर के पंख दिखने में सुंदर होते हैं परंतु उसके पैर  होते हैं ।

नीचे दिए गए वाक्य के अनुसार सही शब्द लिखें : . . . . .

क्रम सं.	वाक्य	शब्द
1.	बारिश में लगाते हैं	_____ ता
2.	श्रीराम की पत्नी	_____ ता
3.	एक फल	_____ ता
4.	सबसे तेज दौड़ने वाला पशु	_____ ता
5.	भारत की धार्मिक पुस्तक	_____ ता
6.	सबसे वफादार जानवर	_____ ता

नीचे दिए गए वाक्यों में कोष्ठक में से सही शब्द चुनकर लिखिए.

- \_\_\_\_\_ घास खा रहा है। (बैल / गाय)
- \_\_\_\_\_ पेड़ के ऊपर बैठी है। (बन्दर / बंदरिया)
- \_\_\_\_\_ पढ़ रही है। (छात्र / छात्रा)
- \_\_\_\_\_ तालाब में नहा रहा है। (हथिनी / हाथी)
- \_\_\_\_\_ पढ़ा रही हैं। (शिक्षक / शिक्षिका)
- \_\_\_\_\_ झाड़ू लगा रही है। (नौकरानी / नौकर)
- \_\_\_\_\_ सो रहा है। (कुत्ता / कुतिया)
- \_\_\_\_\_ टहल रहे हैं। (दादाजी / दादीजी)

**1. Write these numbers in words.**

a)  $4578 =$  \_\_\_\_\_

b)  $3019 =$  \_\_\_\_\_

c)  $3000 =$  \_\_\_\_\_

d)  $2987 =$  \_\_\_\_\_

e)  $8730 =$  \_\_\_\_\_

**2. Write these numbers in standard form.**

a) Six thousand four hundred and one = \_\_\_\_\_

b) Eight thousand two hundred and twelve = \_\_\_\_\_

c) One thousand and one = \_\_\_\_\_

d) Three thousand three hundred and thirteen = \_\_\_\_\_

e) Seven thousand four hundred and thirty one = \_\_\_\_\_

**3. Write the number in its expanded form.**

f)  $8765 =$  \_\_\_\_\_

g)  $9999 =$  \_\_\_\_\_

h)  $2323 =$  \_\_\_\_\_

i)  $1016 =$  \_\_\_\_\_

j)  $9087 =$  \_\_\_\_\_

**4. Write the numbers.**

k)  $4000 + 300 + 20 + 1 =$  \_\_\_\_\_

l)  $6000 + 200 + 30 + 9 =$  \_\_\_\_\_

m)  $8000 + 100 + 7 =$  \_\_\_\_\_

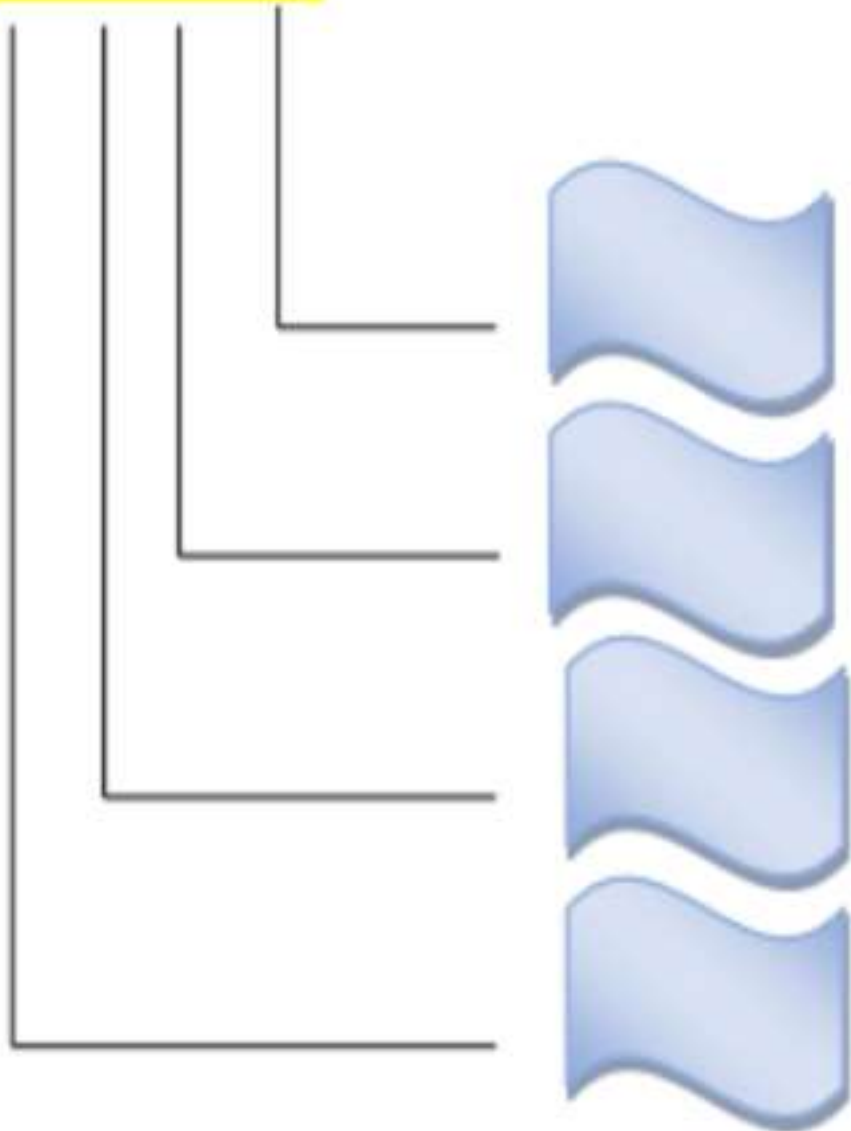
n)  $5000 + 400 + 70 + 4 =$  \_\_\_\_\_

o)  $3000 + 4 =$  \_\_\_\_\_

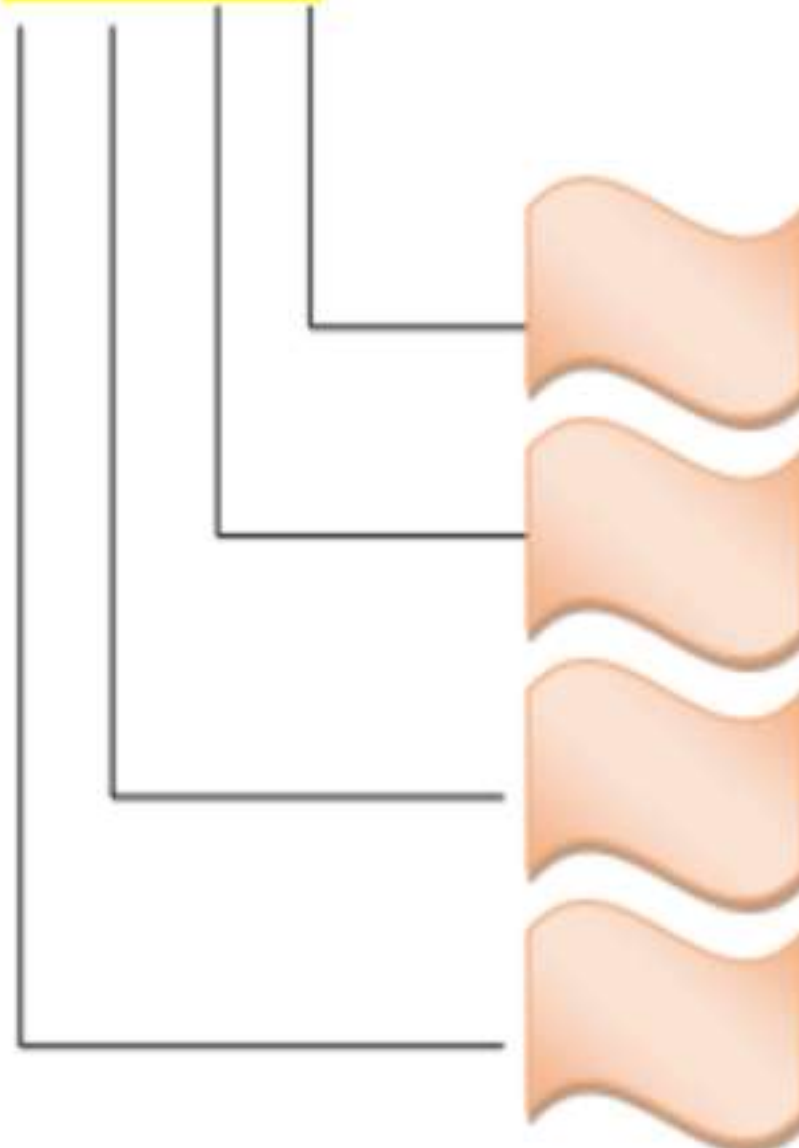


5 Write the place value of each digit:

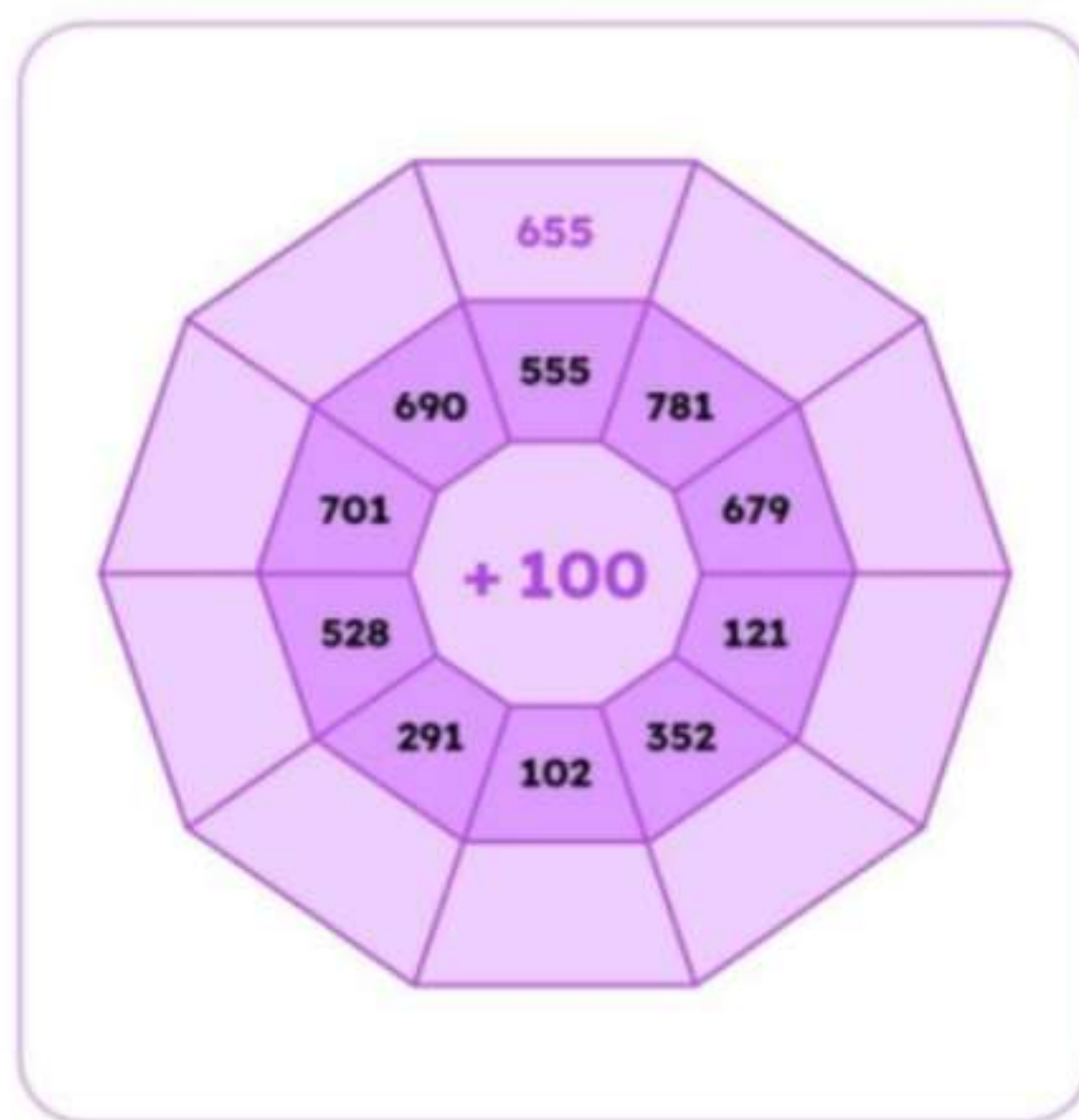
a) 9 8 0 7



b) 7 6 4 0



7 Fill in the numbers in the outer ring by adding the numbers in the middle ring to the centre number:



8 Write the Roman numerals for the following Hindu-Arabic numbers.

35 - \_\_\_\_\_

48 - \_\_\_\_\_

27 - \_\_\_\_\_

29 - \_\_\_\_\_

15 - \_\_\_\_\_

36 - \_\_\_\_\_

Activate Windows

9. Form the smallest and the largest number using the given digits:

5, 7, 4, 0 Smallest number = \_\_\_\_\_

largest number = \_\_\_\_\_



Q1. Tickle your brain:

- a. potato : stem :: carrot : \_\_\_\_\_
- b. pumpkin : creeper :: grapevine : \_\_\_\_\_
- c. above the soil : shoot system :: underground : \_\_\_\_\_
- d. many seeds : strawberry :: one seed : \_\_\_\_\_
- e. inedible : apple seeds :: edible : \_\_\_\_\_



Q2. Give one word for:

- a. Special plants that grow near the sea and have special roots that grow above the soil. \_\_\_\_\_
- b. A flower whose paste can soothe burns and wounds \_\_\_\_\_
- c. The thick vein in the center of the leaf \_\_\_\_\_
- d. They make food for the whole plant \_\_\_\_\_
- e. A herb that is mostly used for making chutney \_\_\_\_\_

Q3 . Name the following :-

- a) Animals that eat plants. \_\_\_\_\_
- b) Animals that eat flesh of other animals. \_\_\_\_\_
- c) Animals that eat both plants and flesh of other animals. \_\_\_\_\_
- d) The primary producer of all food chains. \_\_\_\_\_
- e) The organs that help the leech to stick to the animal body and suck blood. \_\_\_\_\_

Q4. Match the animals to their mode of feeding:

- |                    |                 |
|--------------------|-----------------|
| a) Snake, frog     | ( ) gnawing     |
| b) Cow, horse      | ( ) sucking     |
| c) Leech, mosquito | ( ) swallowing  |
| d) Rat, squirrel   | ( ) cud-chewing |
| e) Cat, dog        | ( ) licking     |

Q5 . Unscramble the letter to know the name of these animals.

- a. I have a sticky tongue    OFGR \_\_\_\_
- b. I use my trunk as my nose    TENLHAEP

6. Write the correct term from the word bank on the line next to its definition.



1. The part of the plants that makes food for the plant by a process known as photosynthesis \_\_\_\_\_
2. The part of the plants that carries water and nutrients to other parts of the plant \_\_\_\_\_
3. The reproductive part of the plants that produces seeds \_\_\_\_\_
4. The part of the plants that absorbs water and nutrients from the soil \_\_\_\_\_
5. The part of the plants that protect the seeds \_\_\_\_\_

**Word Bank :-** Flowers, Stems, Leaves, Fruits, Roots

**7. Differentiate between**

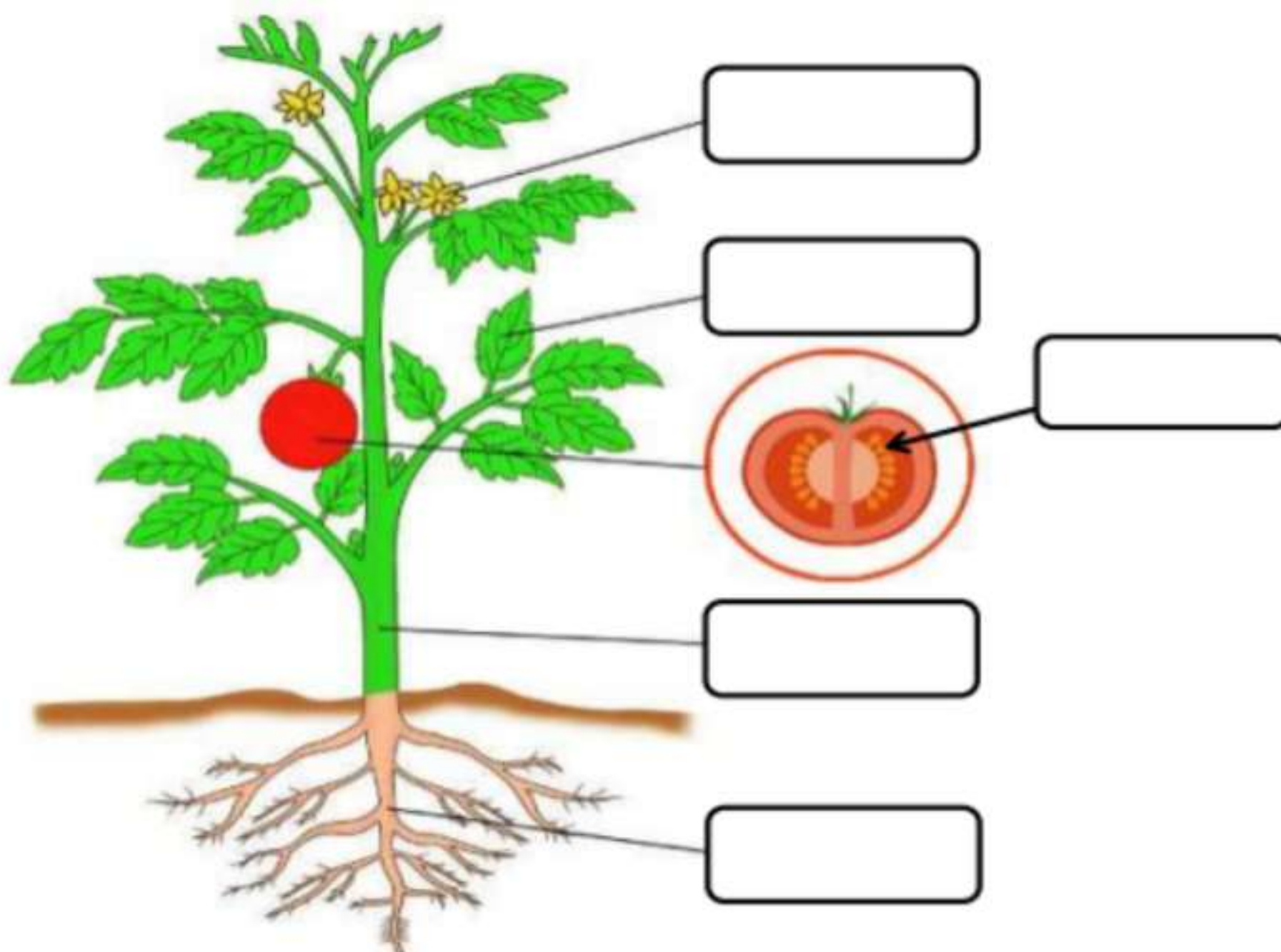
**a. Taproots and fibrous roots**

**b. Herbivores and carnivorous**

**8 . Complete the following with the help of given clues**

flower stem leaves roots seeds petals

A plant's \_\_\_\_\_ take up water and nutrients from the soil. They travel up the \_\_\_\_\_ to the rest of the plant. The \_\_\_\_\_ use water, nutrients, and sunlight to make food for the plant. A \_\_\_\_\_ has \_\_\_\_\_ around it to attract pollinators. Inside, \_\_\_\_\_ grow to make new plants.





**A. Tick (✓) the correct answers.**

1. Animals that chew the cud are called

(i) rodents ☐(ii) scavengers ☐(iii) ruminants ☐(iv) none of these ☐

2. Animals that eat the flesh of other animals and plants are called

(i) herbivores ☐(ii) carnivores ☐(iii) omnivores ☐(iv) none of these ☐**B. Fill in the blanks.**

1. An \_\_\_\_\_ has a long, thick trunk that helps it to eat and drink.

2. Flesh-eating animals, such as lion, tiger and leopard are called \_\_\_\_\_.

**C. Match the following.**

1.



2.



3.



(i) omnivore

(ii) herbivore

(iii) carnivore

**10. Choose and fill the correct work :-**

stomach

brain

kidneys

skin

heart

liver

lungs

a) Your \_\_\_\_\_ does all your **thinking** and tells the other part of your body **what to do**.b) Your \_\_\_\_\_ **pumps blood** around your body.c) Your \_\_\_\_\_ **bring air** in and out of your body.d) Your \_\_\_\_\_ **digests** your food breaking it down.e) Your \_\_\_\_\_ **cleans** your blood.f) Your \_\_\_\_\_ **filter** the blood.g) Your \_\_\_\_\_ **holds** everything together in a protective waterproof layer.



**Q1 Unscramble the letters to form the correct word:**

- a) We live on this planet: **(TEARH)** \_\_\_\_\_
- b) Big burning ball of gas and fire: **(NSU)** \_\_\_\_\_
- c) There are eight of them in our solar system: **(PTSALEN)** \_\_\_\_\_
- d) It shines in the sky at night: **(NOMO)** \_\_\_\_\_
- e) Place where land and sea meets: **(STOCA)** \_\_\_\_\_

**Q2 Correct the following incorrect statements and rewrite them:**

- a) Mercury is known as the giant planet.  
\_\_\_\_\_
- b) The sun revolves around planets.  
\_\_\_\_\_
- c) The patterns and shapes formed by stars are called galaxies  
\_\_\_\_\_
- d) The capital of Rajasthan is Dispur.  
\_\_\_\_\_
- e) We can survive without air and water.  
\_\_\_\_\_

**Q3 Q2 Give Reason:**

- a) Life is not possible on other planets.
- b) The Earth is known as the blue planet.
- c) The ultimate source of energy on Earth is the sun.

**Q4 UNLOCK THE MYSTERY:**

- a) Why do you think we cannot see the stars during the day?
- a) If the Earth did not have water, how would life on Earth be?

## Worksheet-2

### Q1. Fill in the blanks:-

- a) The name of our galaxy is \_\_\_\_\_.
- b) \_\_\_\_\_ revolve around planets.
- c) In olden days, people believed that the Earth was \_\_\_\_\_ in shape.
- d) There are \_\_\_\_\_ union territories in India.
- e) Our country lies in the continent of \_\_\_\_\_.
- f) The layer of air around the earth is called \_\_\_\_\_.
- g) \_\_\_\_\_% of Earth's surface is covered with water.
- h) \_\_\_\_\_ was the first man to travel into space.
- i) \_\_\_\_\_ was the first dog to go into space.
- j) We should keep our earth clean and \_\_\_\_\_.

### Q4 Answer these questions:

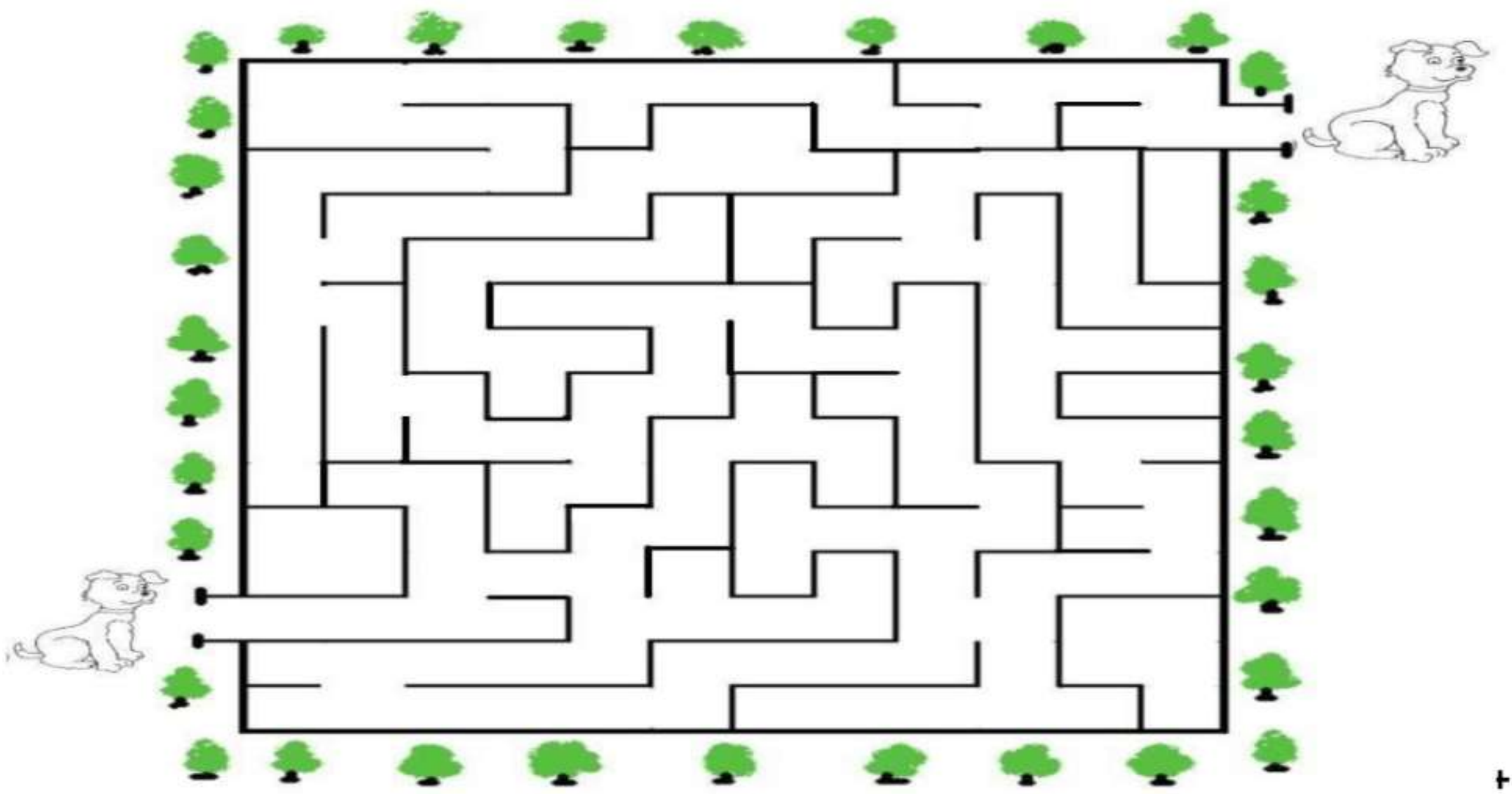
- a) Differentiate between;
  - i. Horizon and Coast
  - ii. Stars and Satellites
- b) What is the shape of the Earth?

### Match each planet to its description.

- |             |   |
|-------------|---|
| a) Mercury, | the largest planet in our solar system  |
| b) Venus,   | the smallest planet in our solar system |
| c) Earth,   | where we live                           |
| d) Mars,    | the hottest planet                      |
| e) Jupiter, | has seven rings and at least 60 moons   |
| f) Saturn,  | the windiest planet                     |
| g) Uranus,  | known as the "red planet"               |
| h) Neptune, | an 'ice giant' that spins on its side   |



Help the junior puppy to find his friend



Solve the following mazes

